

**100**  
ATLAS 1919 - 2019

**ATLAS**  
SINCE 1919

**STABLE.  
STRONG.  
STEADY.**

-  14.0 - 15.9 t
-  95 kW (130) HP
-  0.7 - 1.0 m<sup>3</sup>



# **WHEELED EXCAVATOR 140W Bigfoot**

[WWW.ATLASGMBH.COM](http://WWW.ATLASGMBH.COM)

# 140W Bigfoot



**GREATEST RANGE  
HIGHEST LOAD CAPACITIES  
BEST VIEW FROM THE CABIN**

**LOW FUEL CONSUMPTION  
LOWEST GROUND PRESSURE  
SWIVEL RADIUS LESS THAN 2.0 METERS**

**ROAD REGISTRATION  
WITH A SECOND ARTICULATED ARM 2.0 METERS  
AND CUTTING BAR OVER 4.3 METERS**



# TECHNICAL SPECIFICATION 140W Bigfoot

## Technical specification

### ENGINE

Power rating..... 95 kW (130 HP)	Number of cylinders .....4	Generator..... 24 V / 100 A
RPM ..... 1800/min	Bore / cylinder stroke ..... 101 / 126	Starter..... 24 V / 4 kW
Make / model ..... Deutz TCD 4.1 (Tier 4F)	Cooling system ..... Water-cooled	
Design..... Turbocharger	Air filter..... Dry air filter	
Displacement..... 4038 cm <sup>3</sup>	Battery..... 2 x 12 V / 100 Ah	

### HYDRAULIC SYSTEM

• AWE 5 system (Load sensing)	• Suction valves for all work functions	• 2 additional circuits for additional consumer loads possible
• Load limit controlled high-performance pump	• Load-retaining and fine lowering valves in lifting circuit	• Max. oil flow ..... 240 l/min
• Fuel-efficient flow-on-demand control	• Pipe break protection valves for lifting and articulated cylinders	• Max. operating pressure ..... 350 bar
• Sensitive, proportional, independent control	• Grab / grab-rotating function equipped as standard	• Operating modes: 3 pre-programmed modes (Fine, Eco, Power)
• Primary and secondary protection against overload		

### SWING ASSEMBLY

A hydrostatic drive with a 2-tier planetary gear and an axial piston motor acts like a wear-resistant service brake. Additional spring-mechanism multi-disc brake as a parking brake.	Axial piston motor with priority valve	• Max. swing speed ..... 9/min
	Planetary transmission	• Swing torque ..... 36 kNm
	Automatically controlled multi-disc brake	

### TRACTION DRIVE AND BRAKES

• Variable displacement motor	• Automotive traveling and cruise control	• Tractive force ..... 83.0 kN
• Power-shift transmission	• Max. speed ..... 20 km/h	• Max. gradeability ..... 65 %
• Double-acting brake valve	• Off-road speed ..... 5 km/h	• Dual-circuit brake system ..... Multi-disc
• Travel direction pre-selection via switch in joystick	• Crawling speed ..... 1 km/h	• Parking brake ..... Multi-disc

### UNDERCARRIAGE

• 28 tons special excavator axles with 35% limited slip differential	• Steering axle with automatic oscillating axle locking	• 4 tires (optional) ..... 710 - 26.5
--	---	---------------------------------------

### FILL CAPACITIES

• Fuel tank ..... 240 litres	• Engine oil ..... 10 litres	• Hydraulic system ..... 200 litres
• Cooling system ..... 35 litres	• Hydraulic tank ..... 125 litres	• Ad Blue® ..... 20 litres

### DRIVER'S CAB

• Meets latest safety standards (ROPS)	<b>CONTROL:</b>	<b>CLIMATE CONTROL:</b>
• Extra large entry zone	• Ergonomic joysticks with proportional slide control	• Air conditioning with Climatronic
• Spacious leg room	• Slim steering column, height and tilt adjustable	• Excellent air distribution through optimally arranged nozzles
• Excellent circumferential visibility	• Indicators, controls and operating switches are clearly arranged	
• Preparation for radio installation with mute function		<b>SOUND LEVELS:</b>
	<b>MONITORING:</b>	• ISO 6396 (L <sub>p</sub> A) in driver's cab ..... 72 dB(A)
<b>DRIVER'S SEAT:</b>	• Operating data display screen	• 2000/14 EG (L <sub>w</sub> A) ambience level ..... 96 dB(A)
• Air-cushioned comfort seat (seat heating optional)	• Automatic system for monitoring, warning and storage of data	
• Arm rests and lumbar support		
• Seat adjustable separately from console		

# WORKING EQUIPMENT 140W Bigfoot

## Working equipment

### EQUIPMENT

#### BASIC UNIT ATLAS 140W

STANDARD EQUIPMENT:		
<ul style="list-style-type: none"> <li>Wheel Excavator 140W with SDB and 2 lifting cylinders (A4.2)</li> </ul>	<b>Engine:</b> <ul style="list-style-type: none"> <li>Automatic idling system</li> <li>Cold start assistance</li> <li>Diesel pre-filter</li> <li>Engine monitoring</li> </ul>	<ul style="list-style-type: none"> <li>Different options for storage, compartment for documents</li> <li>Rear view security camera</li> <li>Right side camera</li> <li>Seat adjustable separately from console</li> <li>Heat-absorbing glass, tinted windows</li> <li>Automotive drive and cruise control</li> <li>Operating data display screen</li> </ul>
* SDB = support and dozer blade		
BOOMS:		
<ul style="list-style-type: none"> <li>Monoblock boom with stick cylinder 4.22 m (C3.3M)</li> </ul>	<b>Hydraulic system:</b> <ul style="list-style-type: none"> <li>Accumulator for emergency lowering of boom system</li> <li>Proportional grab/grab rotating function</li> <li>Pipe break protection valves for lifting and articulated cylinders</li> </ul>	<ul style="list-style-type: none"> <li>Bottle holder</li> <li>Automatic working brake</li> </ul>
<ul style="list-style-type: none"> <li>Adjustable boom consisting of base arm 1.95 m (C3.41) with adjusting cylinder plus boom 3.07 m (C346) with stick cylinder</li> </ul>		
<ul style="list-style-type: none"> <li>Adjustable boom consisting of base arm 1.95 m (C3.41) with adjusting cylinder plus boom 3.47 m (C346.1) with stick cylinder</li> </ul>	<ul style="list-style-type: none"> <li>Max. load-limit control</li> <li>Cylinder end position damping</li> </ul>	
STICKS:		
<ul style="list-style-type: none"> <li>Stick 1.96 m (D32)</li> <li>Stick 2.50 m (D33)</li> <li>Stick 3.0 Meter (D331)</li> </ul>	<b>Cab:</b> <ul style="list-style-type: none"> <li>Air conditioning with Climatronic</li> <li>Radio preparation with mute function</li> <li>Slim steering column, height and tilt adjustable</li> <li>Ready for electric cooling box</li> </ul>	<b>EQUIPMENT:</b> <ul style="list-style-type: none"> <li>Joint bearings in stick and bucket cylinders</li> <li>Combined lubricating points for swing bearing and arm equipment</li> </ul>
BUCKET TIPPING CYLINDER:		
<ul style="list-style-type: none"> <li>Bucket tipping cylinder with bucket linkage (F31)</li> </ul>		<b>UNDERCARRIAGE:</b> <ul style="list-style-type: none"> <li>Power-shift transmission</li> <li>Wet disc brakes</li> <li>Toolbox in undercarriage</li> <li>ZF axles</li> </ul>

### ADDITIONAL EQUIPMENT

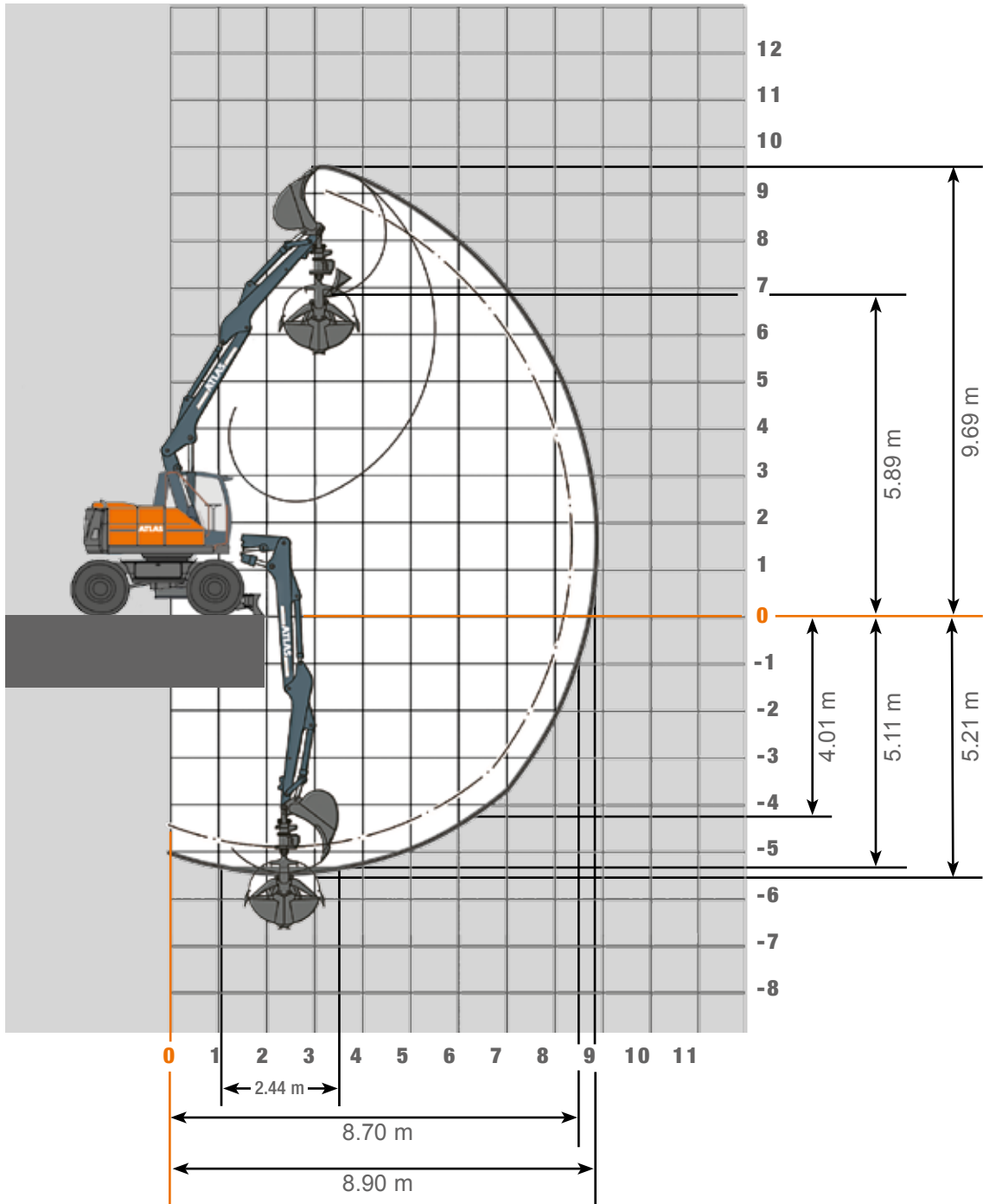
<b>Engine:</b> <ul style="list-style-type: none"> <li>Refueling pump</li> <li>Engine speed adjustment via potentiometer</li> <li>Auxiliary heating</li> </ul>	<b>Cab:</b> <ul style="list-style-type: none"> <li>Cab protection guard</li> <li>Beacon light</li> <li>BHeated driver's seat</li> <li>GPS/GSM telemetric system for monitoring of operating data, consumption, position</li> <li>Radio, USB</li> <li>Electric cooling box</li> <li>Cab elevation</li> <li>LED working lights</li> <li>270° camera system</li> <li>Proportional control of supports by slide in joystick</li> <li>Alarm-signal while driving</li> </ul>	<ul style="list-style-type: none"> <li>Joystick steering</li> <li>Head rest</li> </ul>
<b>Hydraulic system:</b> <ul style="list-style-type: none"> <li>Hydraulic kit, to operate front and rear supports separately</li> <li>Hydraulic kit, to operate supports per axle separately</li> <li>Biodegradable oil</li> </ul>		<b>Undercarriage:</b> <ul style="list-style-type: none"> <li>Wide axles (overall width 2750 mm)</li> <li>Wide dozer blade (2750 mm)</li> <li>High-speed option 36 km/h</li> <li>Gear protection</li> <li>Wheel cover</li> <li>Trailer hitch</li> </ul>
<b>Working equipment:</b> <ul style="list-style-type: none"> <li>Automatically controlled and monitored electric central lubrication system for uppercarriage and arm equipment</li> </ul>		<b>Further special equipment:</b> See price list

### ATTACHMENTS (SELECTION)

	Bucket F415	Bucket F417
Capacity SAE	0,67 m <sup>3</sup>	0,92 m <sup>3</sup>
Cutting width	850 mm	1100 mm



















# WORKING RANGES 140W Bigfoot

**Working ranges** Adjustable boom: Base arm 1.95 m (C3.41) and boom 3.07 m (C3.46) with stick 2.50 m (D33)



# LIFTING CAPACITIES 140W Bigfoot

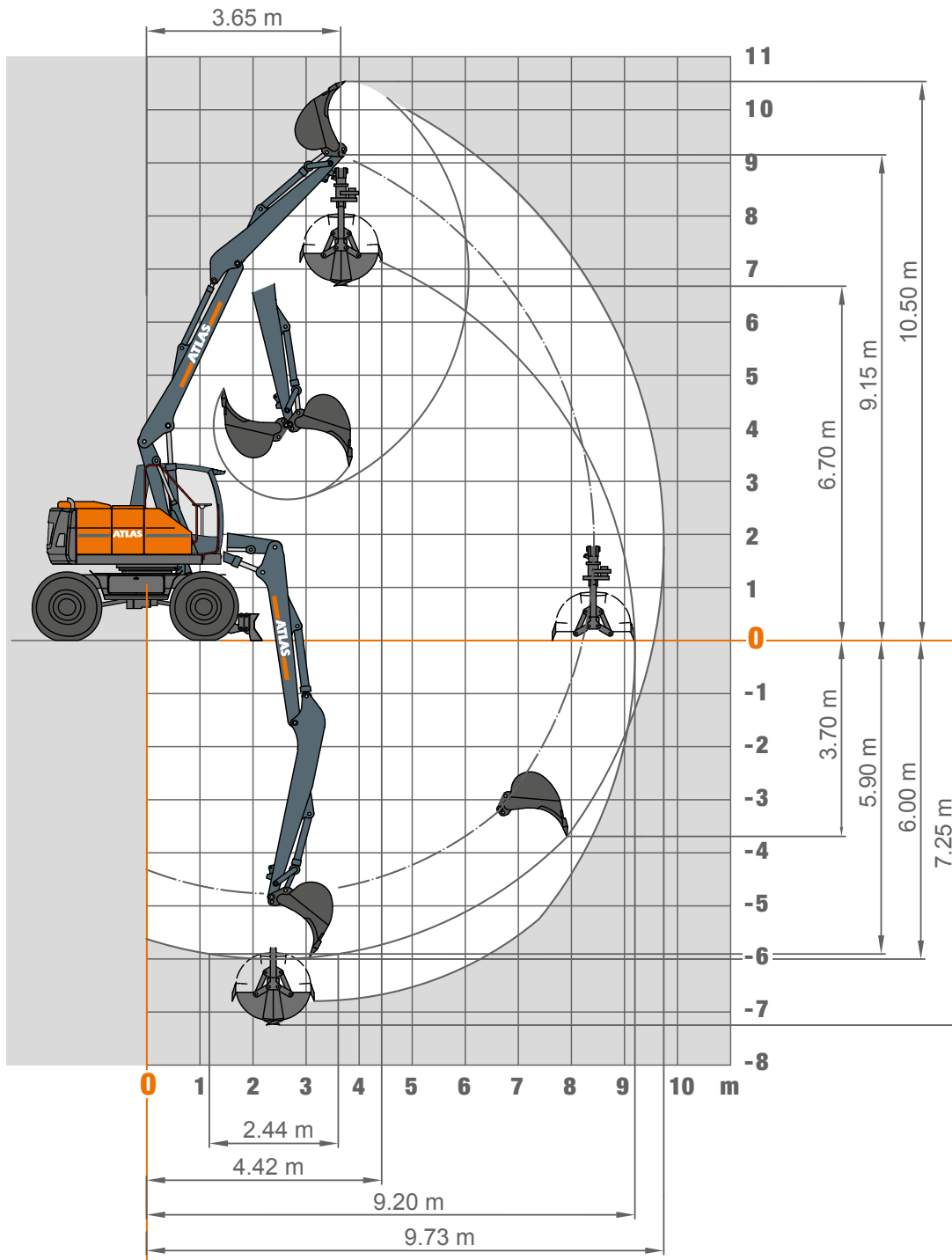
## Lifting capacities Adjustable boom: Base arm 1.95 m (C3.41) and boom 3.07 m (C346)

Lifting capacities Adjustable boom: Base arm 1.95 m (C3.41) and boom 3.07 m (C346) with stick 2.50 m (D33). Max reach 8,90 m												
Height	Undercarriage type		2.5 m	3.0 m	3.5 m	4.0 m	4.5 m	5.0 m	5.5 m	6.0 m	6.5 m	7.0 m
+5.0 m	FRONT 	SDB rear, supported				3741	3523	3343	3194	3072	2981	
		SDB front, raised				3741	3523	3343	3194	3072	2981	
	LATERAL 	SDB supported				3741	3523	3343	3194	3072	2732*	
		SDB raised				3741	3523	3343	3126*	2751*	2387*	
+ 4.0 m	FRONT 	SDB rear, supported		5188	4588	4147	3808	3540	3323	3144	2995	2837
		SDB front, raised		5188	4588	4147	3808	3540	3323	3144	2995	2837
	LATERAL 	SDB supported		5188	4588	4147	3808	3540	3323	3081*	2753*	2415*
		SDB raised		5188	4588	4147	3808	3523*	3092	2745*	2409*	2107*
+ 3.0 m	FRONT 	SDB rear, supported	6355	6245	5400	4700	4195	3814	3515	3272	3069	2892
		SDB front, raised	6355	6245	5400	4700	4195	3814	3515	3272	3069	2892
	LATERAL 	SDB supported	6355	6245	5400	4700	4195	3814	3426*	3053*	2744*	2414*
		SDB raised	6355	6245	5400	4684*	3989*	3465*	3055*	2729*	2402*	2105*
+ 2.0 m	FRONT 	SDB rear, supported	7583	6893	6132	5213	4562	4077	3700	3398	3144	2921
		SDB front, raised	7583	6893	6132	5213	4562	4077	3700	3398	3144	2921
	LATERAL 	SDB supported	7583	6893	6132	5187	4419*	3842*	3391*	3035*	2714*	2392*
		SDB raised	7583	6861*	5512*	4593*	3928*	3425	3033	2722*	2371*	2084*
+ 1.0 m	FRONT 	SDB rear, supported	8191	7369	6397	5469	4771	4234	3811	3465	3172	2935
		SDB front, raised	8191	7369	6397	5469	4771	4234	3811	3465	3172	2935
	LATERAL 	SDB supported	8191	7369	6193*	5144*	4388*	3822*	3388*	3046*	2665*	2354*
		SDB raised	8191	6837*	5479*	4567*	3909*	3420*	3050*	2659*	2321*	2047*
+ 0 m	FRONT 	SDB rear, supported	9209	7725	6420	5490	4795	4255	3825	3478	3213	2871
		SDB front, raised	9209	7725	6420	5490	4795	4255	3825	3478	3213	2871
	LATERAL 	SDB supported	9209	7725	6225	5167*	4413*	3856*	3417*	2965*	2605*	2315*
		SDB raised	9147*	6887	5514*	4596*	3949*	3429*	2973*	2579*	2263*	2008*
-1.0 m	FRONT 	SDB rear, supported	9825	7830	6501	5555	4852	4313	3919	3533	3072	
		SDB front, raised	9825	7830	6501	5555	4852	4313	3919	3533	3072	
	LATERAL 	SDB supported	9825	7830	6327*	5266	4487*	3846*	3306*	2885*	2555*	
		SDB raised	9321*	6950*	5514*	4556*	3869*	3330*	2865*	2501*	2215*	
- 2.0 m	FRONT 	SDB rear, supported	10065	8033	6688	5767	5026	4371	3746	3073		
		SDB front, raised	10065	8033	6688	5767	5026	4371	3746	3073		
	LATERAL 	SDB supported	10065	8033	6415*	5253*	4374*	3722*	3227*	2840*		
		SDB raised	9267*	6858*	5434*	4494*	3761*	3211*	2789*	2457*		
- 3.0 m	FRONT 	SDB rear, supported	10000	7924	6435	5284	4316	3412	2476			
		SDB front, raised	10000	7924	6435	5284	4316	3412	2476			
	LATERAL 	SDB supported	10000	7924	6349*	5138*	4294*	3412	2476			
		SDB raised	9354*	6862*	5372*	4385*	3685*	3164*	2476			

The specified max. loading capacities in kilogrammes (kg) include a stability of 25% or are calculated at 87% of the hydraulic lifting power, as per ISO10567. These values are applicable at the tip of the arm with optimum positioning of the corresponding arm system. Weights of attached load carrying accessories (grab, magnet, load hook, etc.) are not included with the load carrying values. \*Value limited due to excavator stability.

# WORKING RANGES 140W Bigfoot




























**Working ranges** Adjustable boom: Base arm 1.95 m (C3.41) and boom 3.47 m (C346.1) with stick 3.00 m (D331)





# LIFTING CAPACITIES 140W Bigfoot

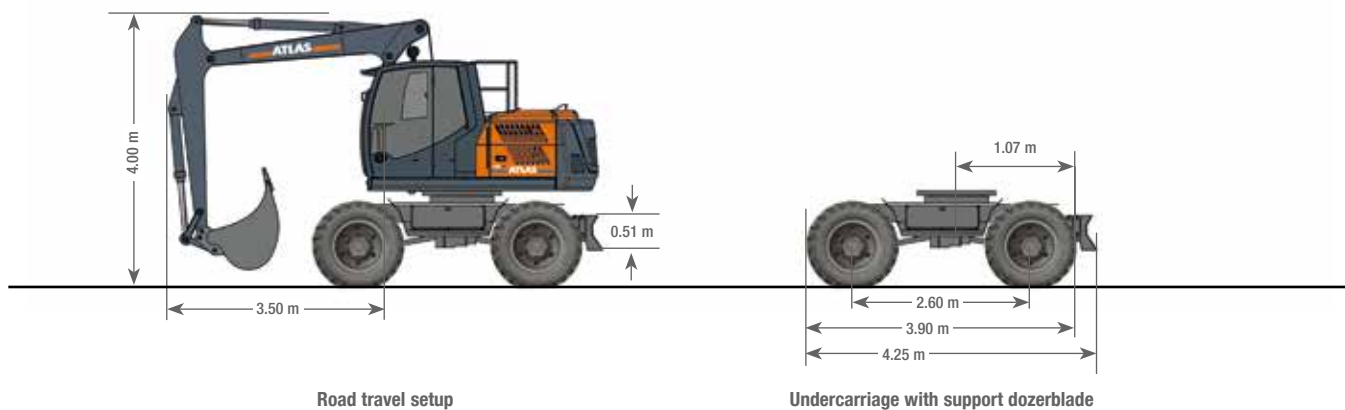
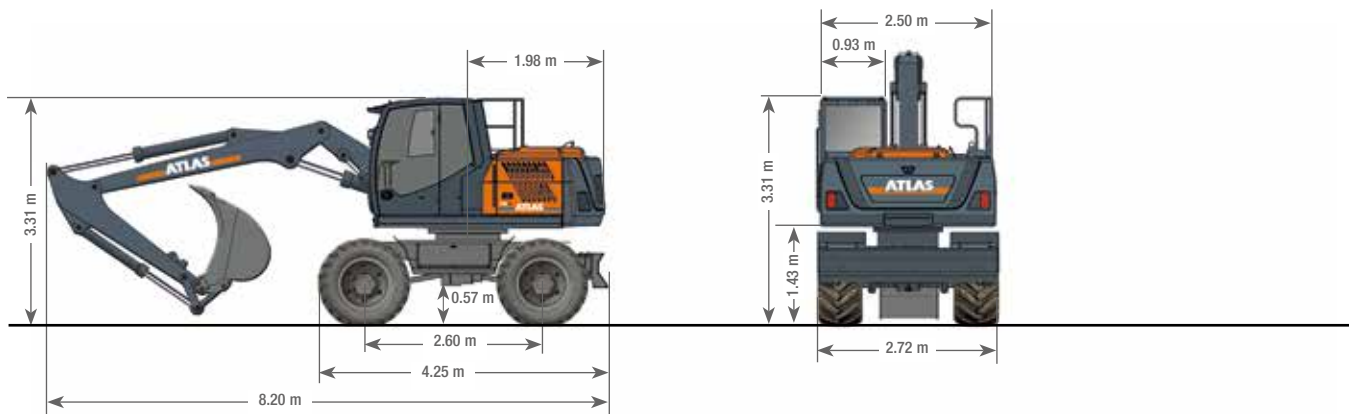
## Lifting capacities Adjustable boom: Base arm 1.95 m (C3.41) and boom 3.47 m (C346.1)

Lifting capacities Adjustable boom: Base arm 1.95 m (C3.41) and boom 3.47 m (C346.1) with stick 3.00 m (D331). Max reach 9.73 m														
Height	Undercarriage type		2.5 m	3.0 m	3.5 m	4.0 m	4.5 m	5.0 m	5.5 m	6.0 m	6.5 m	7.0 m	7.5 m	8.0 m
+5.0 m	FRONT							3155	2986	2842	2720	2616	2529	2459
								3155	2986	2842	2720	2616	2529	2459
	LATERAL							3155	2986	2842	2720	2616	2487*	2216*
+4.0 m	FRONT				4236	3814	3490	3233	3025	2852	2707	2583	2476	2301
					4236	3814	3490	3233	3025	2852	2707	2583	2476	2301
	LATERAL				4236	3814	3490	3233	3025	2852	2707	2467*	2230*	1976*
+3.0 m	FRONT			5282	5082	4401	3912	3543	3254	3021	2829	2667	2526	2399
				5282	5082	4401	3912	3543	3254	3021	2829	2667	2526	2399
	LATERAL			5282	5082	4401	3912	3543	3254	3002	2697*	2444*	2224*	1975*
+2.0 m	FRONT		6066	6022	5656	4946	4311	3839	3476	3186	2949	2750	2576	2418
			6066	6022	5656	4946	4311	3839	3476	3186	2949	2750	2576	2418
	LATERAL		6066	6022	5656	4946	4311	3756*	3314*	2961*	2669	2430*	2200*	1956*
+1.0 m	FRONT		6881	6561	6037	5251	4564	4041	3631	3302	3031	2801	2598	2425
			6881	6561	6037	5251	4564	4041	3631	3302	3031	2801	2598	2425
	LATERAL		6881	6561	6014*	4996*	4266	3715*	3282*	2941*	2662*	2439*	2161*	1924*
+0 m	FRONT		7839	7099	6187	5289	4617	4094	3676	3333	3047	2808	2619	2396
			7839	7099	6187	5289	4617	4094	3676	3333	3047	2808	2619	2396
	LATERAL		7839	7099	6021*	4995*	4259*	3709*	3285*	2953*	2699*	2377*	2110*	1890*
-1.0 m	FRONT		8955	7532	6245	5328	4645	4116	3695	3355	3078	2867	2582	2123
			8955	7532	6245	5328	4645	4116	3695	3355	3078	2867	2582	2123
	LATERAL		8955	7532	6088*	5048	4305*	3756*	3344	2983*	2611*	2308*	2063*	1865*
-2.0 m	FRONT		9630	7664	6353	5420	4726	4193	3780	3470	3122	2705	2132	
			9630	7664	6353	5420	4726	4193	3780	3470	3122	2705	2132	
	LATERAL		9630	7664	6213*	5166	4387*	3789*	3295*	2870*	2531*	2258*	2036*	
-3.0 m	FRONT		9913	7905	6573	5642	4947	4325	3761	3204	2590			
			9913	7905	6573	5642	4947	4325	3761	3204	2590			
	LATERAL		9913	7905	6303*	5159*	4341*	3684*	3189*	2801*	2491*			
			9098*	6722*	5322*	4399*	3726*	3169*	2748*	2416*	2149*			

The specified max. loading capacities in kilogrammes (kg) include a stability of 25% or are calculated at 87% of the hydraulic lifting power, as per ISO10567. These values are applicable at the tip of the arm with optimum positioning of the corresponding arm system. Weights of attached load carrying accessories (grab, magnet, load hook, etc.) are not included with the load carrying values. \*Value limited due to excavator stability.

# DIMENSIONS 140W Bigfoot

## Dimensions



## GANDERKESEE FACTORY

Atlas GmbH  
Atlasstraße 6  
D-27777 Ganderkesee,  
Germany

Tel.: +49 (0) 4222 954 0  
Fax: +49 (0) 4222 954 220  
E-mail: [info@atlasgmbh.com](mailto:info@atlasgmbh.com)  
[www.atlasgmbh.com](http://www.atlasgmbh.com)



## VECHTA FACTORY

Atlas GmbH  
Theodor-Heuss-Str. 3  
D-49377 Vechta  
Germany

T: +49 (0) 4441 954 0  
F: +49 (0) 4441 954 299  
E-mail: [info@atlasgmbh.com](mailto:info@atlasgmbh.com)  
[www.atlasgmbh.com](http://www.atlasgmbh.com)



## DELMENHORST FACTORY

Atlas GmbH  
Stedinger Straße 324  
D-27751 Delmenhorst  
Germany

T: +49 (0) 4221 49 10  
F: +49 (0) 4221 49 14 43  
E-mail: [info@atlasgmbh.com](mailto:info@atlasgmbh.com)  
[www.atlasgmbh.com](http://www.atlasgmbh.com)

## ATLAS CRANES UK LTD

**LADEKRANE**  
Wharfedale Road,  
Euroway Trading Est.  
Bradford, England BD4 6SL  
United Kingdom  
T: +44 8444 99 66 88  
F: +44 1274 65 37 85  
E-mail: [atlasuk@atlasgmbh.com](mailto:atlasuk@atlasgmbh.com)  
[www.atlas-cranes.co.uk](http://www.atlas-cranes.co.uk)  
[www.atlasgmbh.com](http://www.atlasgmbh.com)



**SINCE 1919**  
**ATLAS**



[www.atlasgmbh.com](http://www.atlasgmbh.com)

**ATLAS GmbH**

EXCAVATORS

Atlasstraße 6

D-27777 Ganderkesee, Germany

T: +49 (0) 4222 954 0

Fax: +49 (0) 4222 954 220

[info@atlasgmbh.com](mailto:info@atlasgmbh.com)