



**ATLAS** SINCE 1919

**STABLE.  
STRONG.  
STEADY.**

-  13.8 - 15.7 t
-  90 kW (121 HP)
-  0.7 - 1.0 m<sup>3</sup>



**WHEELED EXCAVATOR 140W**

[WWW.ATLASGMBH.COM](http://WWW.ATLASGMBH.COM)

# TECHNICAL SPECIFICATION 140W

## Technical specification

### ENGINE

Power rating.....90 kW (121 HP)	Number of cylinders .....4	Generator..... 24 V / 100 A
RPM .....1800/min	Bore / cylinder stroke ..... 101 / 126	Starter..... 24 V / 4 kW
Make / model .....Deutz TCD 4.1 (Tier 4F)	Cooling system ..... Water-cooled	
Design..... Turbocharger	Air filter..... Dry air filter	
Displacement.....4038 cm <sup>3</sup>	Battery..... 2 x 12 V / 100 Ah	

### HYDRAULIC SYSTEM

<ul style="list-style-type: none"> <li>• AWE 5 system (Load sensing)</li> <li>• Load limit controlled high-performance pump</li> <li>• Fuel-efficient flow-on-demand control</li> <li>• Sensitive, proportional, independent control</li> <li>• Primary and secondary protection against overload</li> </ul>	<ul style="list-style-type: none"> <li>• Suction valves for all work functions</li> <li>• Load-retaining and fine lowering valves in lifting circuit</li> <li>• Pipe break protection valves for lifting and articulated cylinders</li> <li>• Grab / grab-rotating function equipped as standard</li> </ul>	<ul style="list-style-type: none"> <li>• 2 additional circuits for additional consumer loads possible</li> <li>• Max. oil flow .....188 l/min</li> <li>• Max. operating pressure .....350 bar</li> <li>• Operating modes: 3 pre-programmed modes (Fine, Eco, Power)</li> </ul>
--	---	--

### SWING ASSEMBLY

A hydrostatic drive with a 2-tier planetary gear and an axial piston motor acts like a wear-resistant service brake. Additional spring-mechanism multi-disc brake as a parking brake.	<ul style="list-style-type: none"> <li>• Axial piston motor with priority valve</li> <li>• Planetary transmission</li> <li>• Automatically controlled multi-disc brake</li> </ul>	<ul style="list-style-type: none"> <li>• Max. swing speed .....9/min</li> <li>• Swing torque ..... 36 kNm</li> </ul>
---	---	--

### TRACTION DRIVE AND BRAKES

<ul style="list-style-type: none"> <li>• Variable displacement motor</li> <li>• Power-shift transmission</li> <li>• Double-acting brake valve</li> <li>• Travel direction pre-selection via switch in joystick</li> </ul>	<ul style="list-style-type: none"> <li>• Automotive traveling and cruise control</li> <li>• Max. speed .....20 km/h</li> <li>• Off-road speed .....5 km/h</li> <li>• Crawling speed.....1 km/h</li> </ul>	<ul style="list-style-type: none"> <li>• Tractive force.....76.0 kN</li> <li>• Max. gradeability.....60 %</li> <li>• Dual-circuit brake system ..... Multi-disc</li> <li>• Parking brake ..... Multi-disc</li> </ul>
---	---	--

### UNDERCARRIAGE

<ul style="list-style-type: none"> <li>• 28 tons special excavator axles</li> <li>• Steering axle with automatic oscillating axle locking</li> </ul>	<ul style="list-style-type: none"> <li>• 8 tires (twins) ..... 10.00 - 20</li> </ul>	<ul style="list-style-type: none"> <li>• 4 tires (optional) ..... 710/40 - 22.5</li> </ul>
--	--	--

### FILL CAPACITIES

<ul style="list-style-type: none"> <li>• Fuel tank .....240 litres</li> <li>• Cooling system .....35 litres</li> </ul>	<ul style="list-style-type: none"> <li>• Engine oil..... 10 litres</li> <li>• Hydraulic tank ..... 125 litres</li> </ul>	<ul style="list-style-type: none"> <li>• Hydraulic system.....200 litres</li> <li>• Ad Blue® ..... 20 litres</li> </ul>
--	--	---

### DRIVER'S CAB

<ul style="list-style-type: none"> <li>• Meets latest safety standards (ROPS)</li> <li>• Extra large entry zone</li> <li>• Spacious leg room</li> <li>• Excellent circumferential visibility</li> <li>• Preparation for radio installation with mute function</li> </ul>	<p><b>CONTROL:</b></p> <ul style="list-style-type: none"> <li>• Ergonomic joysticks with proportional slide control</li> <li>• Slim steering column, height and tilt adjustable</li> <li>• Indicators, controls and operating switches are clearly arranged</li> </ul>	<p><b>CLIMATE CONTROL:</b></p> <ul style="list-style-type: none"> <li>• Air conditioning with Climatronic</li> <li>• Excellent air distribution through optimally arranged nozzles</li> </ul>
<p><b>DRIVER'S SEAT:</b></p> <ul style="list-style-type: none"> <li>• Air-cushioned comfort seat (seat heating optional)</li> <li>• Arm rests and lumbar support</li> <li>• Seat adjustable separately from console</li> </ul>	<p><b>MONITORING:</b></p> <ul style="list-style-type: none"> <li>• Operating data display screen</li> <li>• Automatic system for monitoring, warning and storage of data</li> </ul>	<p><b>SOUND LEVELS:</b></p> <ul style="list-style-type: none"> <li>• ISO 6396 (L<sub>pA</sub>) in driver's cab ..... 72 dB(A)</li> <li>• 2000/14 EG (L<sub>wA</sub>) ambience level ..... 96 dB(A)</li> </ul>

# WORKING EQUIPMENT 140W

## Working equipment

### OPERATING WEIGHTS

	MONOBLOCK BOOM 4.22 m (C3.3M)		ADJUSTABLE BOOM Base arm 1.95 m (C3.41) Boom 3.07 m (C346)	
	Stick 1.96 m (D32)	Stick 2.50 m (D33)	Stick 1.96 m (D32)	Stick 2.50 m (D33)
Support and dozer blade	13.8 t	13.9 t	14.2 t	14.4 t
SDB / outriggers	14.9 t	15.0 t	15.3 t	15.4 t
4 outriggers	15.1 t	15.2 t	15.6 t	15.7 t

Operating weight incl. driver, fuel, lubricants and coolant plus 1.0 ton for attachments

### EQUIPMENT

<b>BASIC UNIT ATLAS 140W</b> (can be combined)		
<ul style="list-style-type: none"> <li>Wheel Excavator 140W with support and dozer blade and 2 lifting cylinders (A4.2)</li> <li>Wheel Excavator 140W with 4x outrigger support and 2 lifting cylinders (A4.32)</li> <li>Wheel Excavator 140W with support and dozer blade on rigid axle, 2x outrigger support on steering axle and 2 lifting cylinders (A4.33)</li> <li>Wheel Excavator 140W with support and dozer blade on steering axle, 2x outrigger support on rigid axle and 2 lifting cylinders (A4.35)</li> </ul>	<b>STANDARD EQUIPMENT:</b>  <b>Engine:</b> <ul style="list-style-type: none"> <li>Automatic idling system</li> <li>Cold start assistance</li> <li>Diesel pre-filter</li> <li>Engine monitoring</li> </ul>	<ul style="list-style-type: none"> <li>Ready for electric cooling box</li> <li>Different options for storage, compartment for documents</li> <li>Seat adjustable separately from console</li> <li>Rear view security camera</li> <li>Right side camera</li> <li>Heat-absorbing glass, tinted windows</li> <li>Automotive drive and cruise control</li> <li>Operating data display screen</li> </ul>
<b>BOOMS:</b>		
<ul style="list-style-type: none"> <li>Monoblock boom with stick cylinder 4.22 m (C3.3M)</li> <li>Adjustable boom consisting of base arm 1.95 m (C3.41) with adjusting cylinder plus boom 3.07 m (C346) with stick cylinder</li> </ul>	<b>Hydraulic system:</b> <ul style="list-style-type: none"> <li>Accumulator for emergency lowering of boom system</li> <li>Proportional grab/grab rotating function</li> <li>Pipe break protection valves for lifting and articulated cylinders</li> <li>Max. load-limit control</li> <li>Cylinder end position damping</li> </ul>	<ul style="list-style-type: none"> <li>Bottle holder</li> <li>Automatic working brake</li> </ul>
<b>STICKS:</b>		
<ul style="list-style-type: none"> <li>Stick 1.96 m (D32)</li> <li>Stick 2.50 m (D33)</li> </ul>		<b>EQUIPMENT:</b> <ul style="list-style-type: none"> <li>Joint bearings in stick and bucket cylinders</li> <li>Combined lubricating points for swing bearing and arm equipment</li> </ul>
<b>BUCKET TIPPING CYLINDER:</b>		
<ul style="list-style-type: none"> <li>Bucket tipping cylinder with bucket linkage (F31)</li> </ul>	<b>Cab:</b> <ul style="list-style-type: none"> <li>Air conditioning with Climatronic</li> <li>Radio preparation with mute function</li> <li>Slim steering column, height and tilt adjustable</li> </ul>	<b>UNDERCARRIAGE:</b> <ul style="list-style-type: none"> <li>Power-shift transmission</li> <li>Wet disc brakes</li> <li>Toolbox in undercarriage</li> <li>ZF axles</li> </ul>

### ADDITIONAL EQUIPMENT

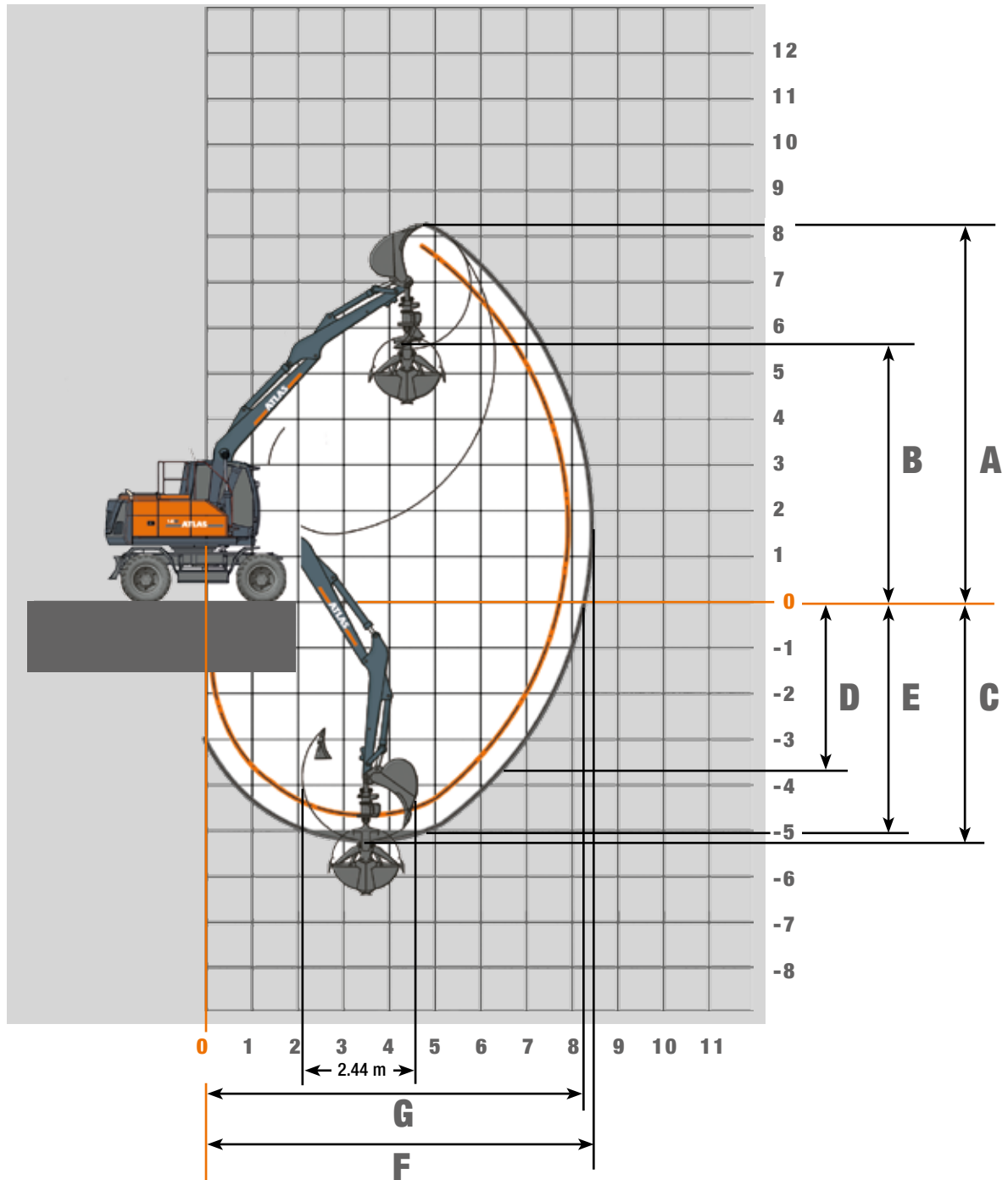
<b>Engine:</b> <ul style="list-style-type: none"> <li>Refueling pump</li> <li>Engine speed adjustment via potentiometer</li> <li>Auxiliary heating</li> </ul>	<b>Working equipment:</b> <ul style="list-style-type: none"> <li>Automatically controlled and monitored electric central lubrication system for uppercarriage and arm equipment</li> </ul>	<ul style="list-style-type: none"> <li>Proportional control of supports by slide in joystick</li> <li>Alarm-signal while driving</li> <li>Joystick steering</li> <li>Head rest</li> </ul>
<b>Hydraulic system:</b> <ul style="list-style-type: none"> <li>Hydraulic kit, to operate front and rear supports separately</li> <li>Hydraulic kit, to operate supports per axle separately</li> <li>Biodegradable oil</li> <li>270° camera system</li> </ul>	<b>Cab:</b> <ul style="list-style-type: none"> <li>Cab protection guard</li> <li>Beacon light</li> <li>Heated driver's seat</li> <li>GPS/GSM telemetric system for monitoring of operating data, consumption, position</li> <li>Radio, USB</li> <li>Electric cooling box</li> <li>Cab elevation</li> <li>LED working lights</li> </ul>	<b>Undercarriage:</b> <ul style="list-style-type: none"> <li>Wide axles (overall width 2750 mm)</li> <li>Wide dozer blade (2750 mm)</li> <li>High-speed option 36 km/h</li> <li>Gear protection</li> <li>Wheel cover</li> </ul>
<b>Further special equipment:</b> See price list		

### ATTACHMENTS (SELECTION)

	Bucket F415	Bucket F417
Capacity SAE	0.67 m <sup>3</sup>	0.92 m <sup>3</sup>
Cutting width	850 mm	1100 mm

# WORKING RANGES 140W

## Working ranges Monoblock boom 4.22 m (C3.3M)







































STICK LENGTHS	1.96 m (D32)	2.50 m (D33)
A Max. digging height	7.90 m	8.20 m
B Max. dumping height	5.20 m	5.50 m
C Max digging depth	4.60 m	5.51 m
D Max. vertical wall digging depth	3.70 m	3.70 m
E Max. digging depth of cut for 2.44 m level	4.40 m	4.95 m
F Max. digging reach	7.90 m	8.40 m
G Max. digging reach at ground level	7.70 m	8.25 m
Max. bucket digging force	106 kN	106 kN
Max. stick digging force	64 kN	55 kN

Unit is equipped with monoblock boom 4.22 m (C3.3M).

# LIFTING CAPACITIES 140W

## Lifting capacities Monoblock boom 4.22 m (C3.3M)

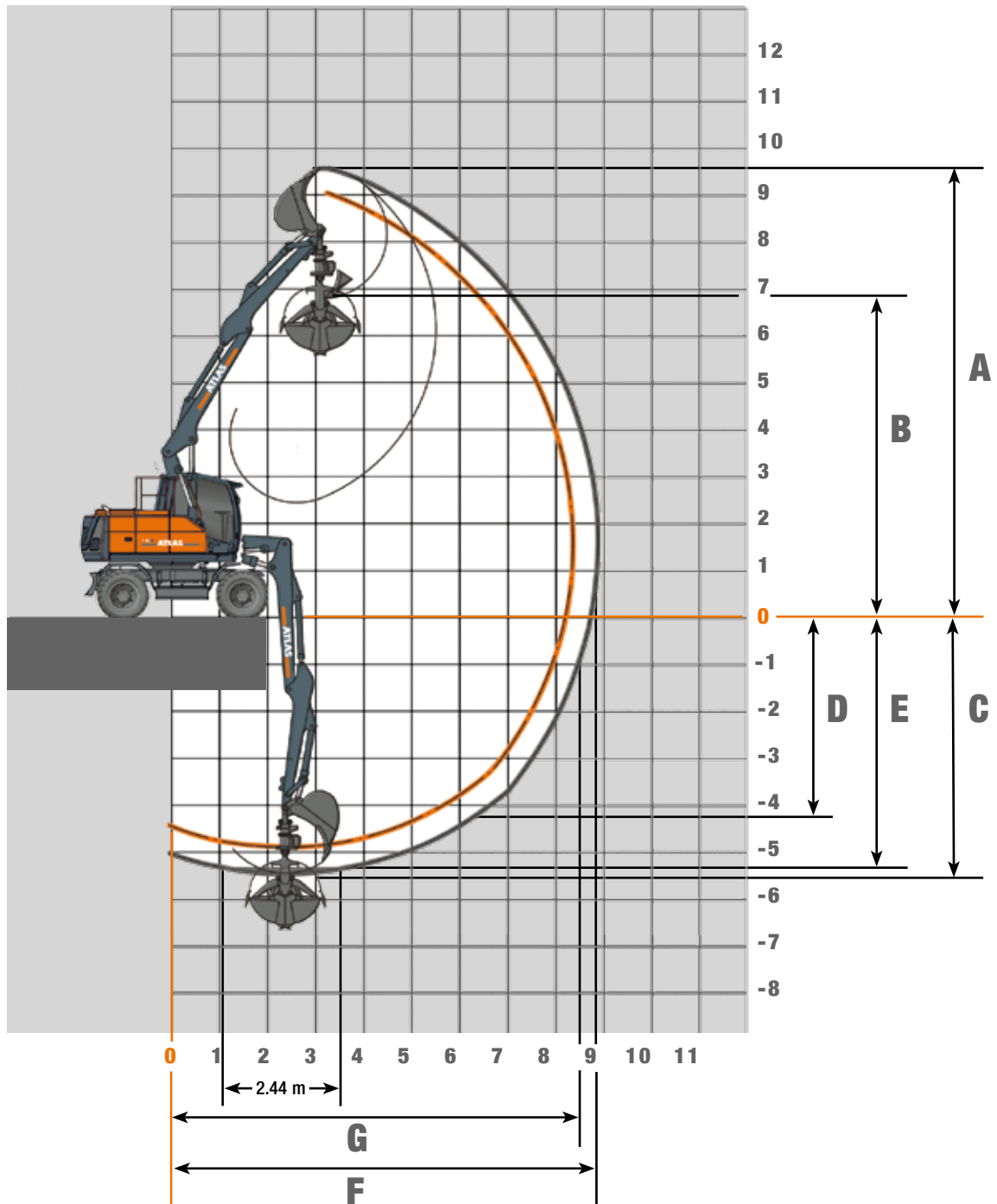
Lifting capacities Monoblock boom 4.22 m (C3.3M) and stick 1.96 m (D32). Max reach 7.90 m										
Height	Undercarriage type		2.5 m	3.0 m	3.5 m	4.0 m	4.5 m	5.0 m	5.5 m	6.0 m
+ 5.0 m	FRONT						3707	3631		
	LATERAL						3707	3631		
+ 4.0 m	FRONT					4197	3938	3742	3599	
	LATERAL					4197	3938	3742	3431*	
+ 3.0 m	FRONT			6471	5462	4809	4352	4016	3762	3567
	LATERAL			6471	5462	4809	4352	3865*	3382*	2992*
+ 2.0 m	FRONT				6380	5439	4792	4321	3963	3678
	LATERAL				6198*	5130*	4359*	3776*	3319*	2950*
+ 1.0 m	FRONT				6828	5822	5087	4533	4099	3741
	LATERAL				6024*	4995*	4256*	3698*	3262*	2911*
+ 0 m	FRONT			6487	6748	5841	5125	4553	4081	3656
	LATERAL			6487	5963*	4928*	4197*	3652*	3229*	2892*
- 1.0 m	FRONT		7142	7150	6266	5504	4858	4303	3791	
	LATERAL		7142	7150	5972*	4925*	4191*	3647*	3231*	
- 2.0 m	FRONT		6768	6042	5365	4745	4167	3578		
	LATERAL		6768	6042	5365	4745	4167	3578		
- 3.0 m	FRONT			4247	3769	3202				
	LATERAL			4247	3769	3202				

Lifting capacities Monoblock boom 4.22 m (C3.3M) and stick 2.5 m (D33). Max reach 8.40 m											
Height	Undercarriage type		2.5 m	3.0 m	3.5 m	4.0 m	4.5 m	5.0 m	5.5 m	6.0 m	6.5 m
+ 5.0 m	FRONT							3205	3180	2693	
	LATERAL							3205	3180	2693	
+ 4.0 m	FRONT							3379	3269	3187	2609
	LATERAL							3379	3269	3039*	2609
+ 3.0 m	FRONT				4810	4322	3967	3698	3488	3321	3189
	LATERAL				4810	4322	3967	3698	3395*	2999*	2672*
+ 2.0 m	FRONT			7089	5848	5042	4479	4065	3748	3497	3290
	LATERAL			7089	5848	5042	4386*	3788*	3321*	2946*	2637*
+ 1.0 m	FRONT			6865	6574	5592	4891	4369	3965	3640	3364
	LATERAL			6865	6059*	5012*	4261*	3694*	3250*	2893*	2600*
+ 0 m	FRONT			7094	6783	5812	5078	4510	4055	3676	3334
	LATERAL			7094	5934*	4906*	4174*	3625*	3197*	2854*	2577*
- 1.0 m	FRONT		6536	7664	6552	5680	4987	4423	3947	3517	
	LATERAL		6536	7494*	5907*	4871*	4140*	3597*	3178*	2846*	
- 2.0 m	FRONT		7918	6799	5905	5170	4553	4010	3495		
	LATERAL		7918	6799	5905	4888*	4154*	3610*	3196*		
- 3.0 m	FRONT		6148	5385	4729	4137	3568	2925			
	LATERAL		6148	5385	4729	4137	3568	2925			

The specified max. loading capacities in kilogrammes (kg) include a stability of 25% or are calculated at 87% of the hydraulic lifting power, as per ISO10567. These values are applicable at the tip of the arm with optimum positioning of the corresponding arm system. Weights of attached load carrying accessories (grab, magnet, load hook, etc.) are not included with the load carrying values. \*Value limited due to excavator stability.

# WORKING RANGES 140W

**Working ranges** Adjustable boom: Base arm 1.95 m (C3.41) and boom 3.07 m (C3.46)



STICK LENGTHS	1.96 m (D32)	2.50 m (D33)
A Max. digging height	9.10 m	9.50 m
B Max. dumping height	6.35 m	5.70 m
C Max digging depth	4.90 m	5.40 m
D Max. vertical wall digging depth	3.65 m	4.20 m
E Max. digging depth of cut for 2.44 m level	4.75 m	5.30 m
F Max. digging reach	8.40 m	8.90 m
G Max. digging reach at ground level	8.15 m	8.70 m
Max. bucket digging force	106 kN	106 kN
Max. stick digging force	64 kN	55 kN

Unit is equipped with standard adjustable boom: base arm 1.95 m (C3.41) and boom 3.07 m (C3.46).

# LIFTING CAPACITIES 140W

## Lifting capacities Adjustable boom: Base arm 1.95 m (C3.41) and boom 3.07 m (C346)

### Lifting capacities Adjustable boom: Base arm 1.95 m (C3.41) and boom 3.07 m (C346) with stick 1.96 m (D32). Max reach 8.40 m

Height	Undercarriage type		2.5 m	3.0 m	3.5 m	4.0 m	4.5 m	5.0 m	5.5 m	6.0 m	6.5 m
+ 6.0 m	FRONT	SDB rear, supported			4260	3992	3790	3647			
		SDB front, raised			4260	3992	3790	3647			
	LATERAL	SDB supported			4260	3992	3790	3647			
		SDB raised			4260	3992	3790	3447*			
+ 5.0 m	FRONT	SDB rear, supported		5006	4516	4148	3863	3639	3463	3341	
		SDB front, raised		5006	4516	4148	3863	3639	3463	3341	
	LATERAL	SDB supported		5006	4516	4148	3863	3639	3396*	2943*	
		SDB raised		5006	4516	4148	3863	3458*	2999*	2576*	
+ 4.0 m	FRONT	SDB rear, supported	6597	5928	5113	4546	4127	3806	3552	3348	3185
		SDB front, raised	6597	5928	5113	4546	4127	3806	3552	3348	3185
	LATERAL	SDB supported	6597	5928	5113	4546	4127	3806	3370*	2973*	2585*
		SDB raised	6597	5928	5113	4546	3937*	3421*	3013*	2604*	2259*
+ 3.0 m	FRONT	SDB rear, supported	6398	6238	5906	5063	4476	4042	3705	3434	3206
		SDB front, raised	6398	6238	5906	5063	4476	4042	3705	3434	3206
	LATERAL	SDB supported	6398	6238	5906	5063	4339*	3778*	3342*	2966*	2585*
		SDB raised	6398	6238	5389*	4513*	3868*	3380	3000*	2597*	2260*
+ 2.0 m	FRONT	SDB rear, supported	7575	6992	6268	5462	4763	4243	3838	3511	3232
		SDB front, raised	7575	6992	6268	5462	4763	4243	3838	3511	3232
	LATERAL	SDB supported	7575	6992	5996*	5008*	4290	3749	3334*	2928*	2560*
		SDB raised	7575	6582*	5316*	4461*	3836*	3364*	2967*	2561*	2234*
+ 1.0 m	FRONT	SDB rear, supported	8606	7561	6475	5545	4850	4311	3879	3527	3250
		SDB front, raised	8606	7561	6475	5545	4850	4311	3879	3527	3250
	LATERAL	SDB supported	8606	7500*	6007*	5008	4295*	3768	3310*	2870*	2518*
		SDB raised	8606	6602*	5326	4465*	3849*	3376*	2891*	2504*	2193*
+ 0 m	FRONT	SDB rear, supported	9727	7866	6530	5583	4879	4337	3914	3579	3128
		SDB front, raised	9727	7866	6530	5583	4879	4337	3914	3579	3128
	LATERAL	SDB supported	9727	7587*	6079*	5073	4371*	3743*	3214*	2803*	2479*
		SDB raised	8807*	6673*	5354*	4453*	3795*	3258*	2799*	2439*	2155*
- 1.0 m	FRONT	SDB rear, supported	10030	7996	6644	5689	5012	4461	3911	3297	
		SDB front, raised	10030	7996	6644	5689	5012	4461	3911	3297	
	LATERAL	SDB supported	10030	7746*	6124*	5054*	4255*	3617*	3132*	2755*	
		SDB raised	8664*	6528*	5230*	4354*	3683*	3137*	2718*	2392*	
- 2.0 m	FRONT	SDB rear, supported	10246	8231	6844	5737	4820	3986	3109		
		SDB front, raised	10246	8231	6844	5737	4820	3986	3109		
	LATERAL	SDB supported	10246	7719*	6076*	4942*	4141*	3550*	3095*		
		SDB raised	8654*	6502*	5185*	4246*	3573*	3071*	2683*		

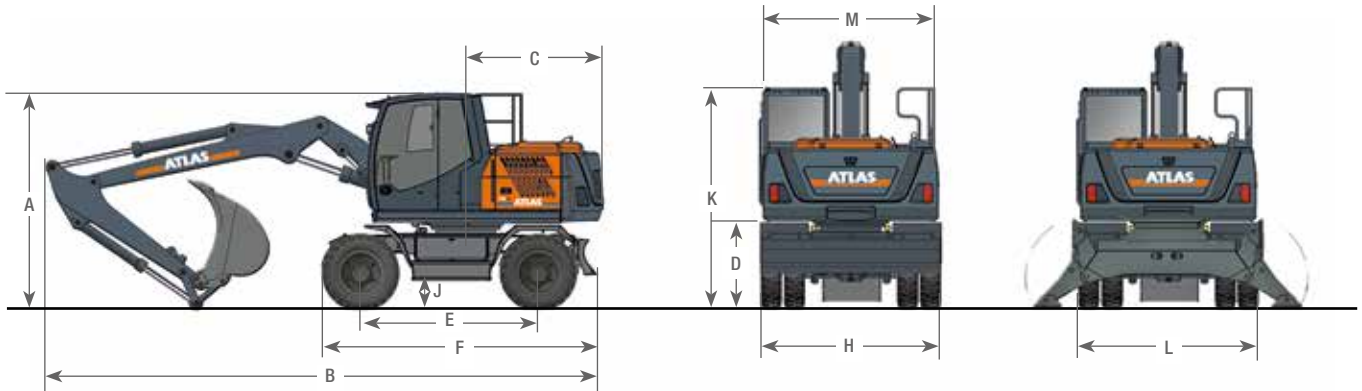
### Lifting capacities Adjustable boom: Base arm 1.95 m (C3.41) and boom 3.07 m (C346) with stick 2.5 m (D33). Max reach 8.90 m

Height	Undercarriage type		2.5 m	3.0 m	3.5 m	4.0 m	4.5 m	5.0 m	5.5 m	6.0 m	6.5 m	7.0 m
+ 5.0 m	FRONT	SDB rear, supported				3741	3523	3343	3194	3072	2981	
		SDB front, raised				3741	3523	3343	3194	3072	2981	
	LATERAL	SDB supported				3741	3523	3343	3194	3009	2634*	
		SDB raised				3741	3523	3343	3036*	2664*	2307*	
+ 4.0 m	FRONT	SDB rear, supported		5188	4588	4147	3808	3540	3323	3144	2995	2837
		SDB front, raised		5188	4588	4147	3808	3540	3323	3144	2995	2837
	LATERAL	SDB supported		5188	4588	4147	3808	3540	3323	2988	2657*	2326*
		SDB raised		5188	4588	4147	3808	3420*	3005*	2670*	2330*	2032*
+ 3.0 m	FRONT	SDB rear, supported	6355	6245	5400	4700	4195	3814	3515	3272	3069	2892
		SDB front, raised	6355	6245	5400	4700	4195	3814	3515	3272	3069	2892
	LATERAL	SDB supported	6355	6245	5400	4700	4195	3765	3318*	2960*	2649*	2325*
		SDB raised	6355	6245	5400	4520*	3860*	3363*	2970	2656*	2322*	2030*
+ 2.0 m	FRONT	SDB rear, supported	7583	6893	6132	5213	4562	4077	3700	3398	3144	2921
		SDB front, raised	7583	6893	6132	5213	4562	4077	3700	3398	3144	2921
	LATERAL	SDB supported	7583	6893	5978*	4986*	4263*	3715*	3287*	2948*	2617*	2302*
		SDB raised	7583	6551*	5301*	4430*	3801*	3322*	2948*	2634*	2290*	2008*
+ 1.0 m	FRONT	SDB rear, supported	8191	7369	6397	5469	4771	4234	3811	3465	3172	2935
		SDB front, raised	8191	7369	6397	5469	4771	4234	3811	3465	3172	2935
	LATERAL	SDB supported	8191	7369	5940	4945*	4236*	3699*	3287*	2936*	2564*	2263*
		SDB raised	8191	6518*	5259	4404*	3783	3320*	2974*	2568*	2238*	1970*
+ 0 m	FRONT	SDB rear, supported	9209	7725	6420	5490	4795	4255	3825	3478	3213	2871
		SDB front, raised	9209	7725	6420	5490	4795	4255	3825	3478	3213	2871
	LATERAL	SDB supported	9209	7459	5975*	4976*	4264*	3743*	3285*	2850*	2502*	2221*
		SDB raised	8647*	6576*	5299*	4440*	3819*	3304*	2866*	2483*	2177*	1929*
- 1.0 m	FRONT	SDB rear, supported	9825	7830	6501	5555	4852	4313	3919	3533	3072	
		SDB front, raised	9825	7830	6501	5555	4852	4313	3919	3533	3072	
	LATERAL	SDB supported	9825	7589*	6088*	5057*	4286*	3684*	3169*	2766*	2450*	
		SDB raised	8685*	6544*	5238*	4354*	3711*	3200*	2753*	2402*	2126*	
- 2.0 m	FRONT	SDB rear, supported	10065	8033	6688	5767	5026	4371	3746	3073		
		SDB front, raised	10065	8033	6688	5767	5026	4371	3746	3073		
	LATERAL	SDB supported	10065	7666*	6050*	4989*	4169*	3556*	3088*	2719*		
		SDB raised	8587*	6450*	5157*	4289*	3599*	3076*	2674*	2356*		
- 3.0 m	FRONT	SDB rear, supported	10000	7924	6435	5284	4316	3412	2476			
		SDB front, raised	10000	7924	6435	5284	4316	3412	2476			
	LATERAL	SDB supported	10000	7671*	5982*	4871*	4088*	3412	2476			
		SDB raised	8673*	6455*	5093*	4176*	3520*	3028*	2476			

The specified max. loading capacities in kilogrammes (kg) include a stability of 25% or are calculated at 87% of the hydraulic lifting power, as per ISO10567. These values are applicable at the tip of the arm with optimum positioning of the corresponding arm system. Weights of attached load carrying accessories (grab, magnet, load hook, etc.) are not included with the load carrying values. \*Value limited due to excavator stability.

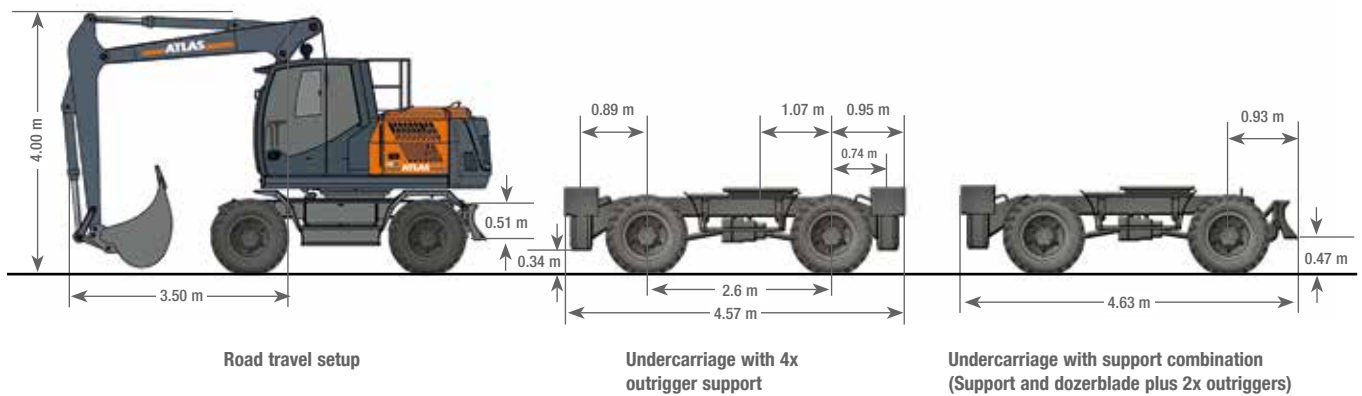
# DIMENSIONS 140W

## Dimensions



<b>A</b>	<b>TRANSPORT HEIGHT (with bucket)</b>		<b>C</b>	<b>TAIL SWING RADIUS</b> .....	1.98 m
	Adjustable boom* with stick 1.96 m .....	3.13 m	<b>D</b>	<b>CLEARANCE UNDER COUNTERWEIGHT</b> .....	1.24 m
	Adjustable boom* with stick 2.50 m .....	3.13 m	<b>E</b>	<b>WHEEL BASE</b> .....	2.60 m
	Monoblock boom 4.22 m with stick 1.96 m.....	3.13 m	<b>F</b>	<b>UNDERCARRIAGE LENGTH</b> .....	4.08 m
	Monoblock boom 4.22 m with stick 2.50 m.....	3.13 m	<b>H</b>	<b>DOZER BLADE WIDTH</b> .....	2.54 m
<b>B</b>	<b>TRANSPORT LENGTH</b>		<b>J</b>	<b>GROUND CLEARANCE</b> .....	0.45 m
	Adjustable boom* with stick 1.96 m .....	7.50 m	<b>K</b>	<b>OVERALL HEIGHT OF CAB</b> .....	3.13 m
	Adjustable boom* with stick 2.50 m .....	7.48 m	<b>L</b>	<b>OUTRIGGERS WIDTH (extended)</b> .....	3.50 m
	Monoblock boom 4.22 m with stick 1.96 m.....	7.10 m	<b>M</b>	<b>OVERALL WIDTH OF SUPERSTRUCTURE</b> .....	2.49 m
	Monoblock boom 4.22 m with stick 2.50 m.....	7.05 m			

\* Adjustable boom: Base arm 1.95 m (C3.41) and boom 3.07 m (C3.46)



Road travel setup

Undercarriage with 4x outrigger support

Undercarriage with support combination (Support and dozerblade plus 2x outriggers)



## **GANDERKESEE FACTORY**

Atlas GmbH  
Atlasstraße 6  
D-27777 Ganderkesee,  
Germany

Tel.: +49 (0) 4222 954 0  
Fax: +49 (0) 4222 954 220  
E-mail: [info@atlasgmbh.com](mailto:info@atlasgmbh.com)  
[www.atlasgmbh.com](http://www.atlasgmbh.com)



## **VECHTA FACTORY**

Atlas GmbH  
Theodor-Heuss-Str. 3  
D-49377 Vechta  
Germany

T: +49 (0) 4441 954 0  
F: +49 (0) 4441 954 299  
E-mail: [info@atlasgmbh.com](mailto:info@atlasgmbh.com)  
[www.atlasgmbh.com](http://www.atlasgmbh.com)



## **DELMENHORST FACTORY**

Atlas GmbH  
Stedinger Straße 324  
D-27751 Delmenhorst  
Germany

T: +49 (0) 4221 49 10  
F: +49 (0) 4221 49 14 43  
E-mail: [info@atlasgmbh.com](mailto:info@atlasgmbh.com)  
[www.atlasgmbh.com](http://www.atlasgmbh.com)

## **ATLAS CRANES UK LTD**

**LADEKRANE**  
Wharfedale Road,  
Euroway Trading Est.  
Bradford, England BD4 6SL  
United Kingdom

T: +44 8444 99 66 88  
F: +44 1274 65 37 85  
E-mail: [atlasuk@atlasgmbh.com](mailto:atlasuk@atlasgmbh.com)  
[www.atlas-cranes.co.uk](http://www.atlas-cranes.co.uk)  
[www.atlasgmbh.com](http://www.atlasgmbh.com)



**SINCE 1919**  
**ATLAS**



[www.atlasgmbh.com](http://www.atlasgmbh.com)

**ATLAS GmbH**  
EXCAVATORS  
Atlasstraße 6  
D-27777 Ganderkesee, Germany  
T: +49 (0) 4222 954 0  
Fax: +49 (0) 4222 954 220  
[info@atlasgmbh.com](mailto:info@atlasgmbh.com)