



10
ATLAS 1919 - 2019

ATLAS
SINCE 1919

**ROBUST.
PRECISE.
EFFICIENT.**

-  18.8 - 19.2 t
-  95 kW (130 HP)
-  10.1 m



MATERIAL HANDLING MACHINE 180MH

WWW.ATLASGMBH.COM

TECHNICAL SPECIFICATION 180MH

Technical specification

ENGINE

Power according to ISO 9249.....95 kW (130 HP)	Number of cylinders 4	Alternator.....24 V / 100 A
RPM 1800/min	Borehole/lift 101 / 126	Starter..... 24 V / 4 kW
Make..Deutz Deutz TCD 4.1 (Tier 4F)	Cooling systemwater-cooled	
Design..... Turbocharger / intercooler	Air filter Dry air filter	
Cylinder capacity4038 cm ³	Battery..... 2 x 12 V / 100 Ah	

HYDRAULIC SYSTEM

• Load limit controlled high-performance pump	• Load-retaining and fine-lowering valve in lifting circuit	• Max. discharge flow.....260 l/min
• Fuel-efficient flow-on-demand control	• Pipe-break protection valves for lifting cylinders	• Max. operating pressure.....320 bar
• Sensitive, proportional, independent steering	• Grab and grab-rotating function	• Operating modes: 3 pre-programmed modes (Fine, Eco, Power)
• Primary and secondary protection against over-load	• 2 additional circuits for additional consumer loads possible	
• Suction valves for all work functions	• Temperature-controlled fan for cooler	

SWING ASSEMBLY

• Swing motor:	Axial piston motor with priority valve	• Max. swing speed.....8/min
• Swing gear:	Planetary transmissiong	• Swing torque 39.8 kNm
• Swing brake:	Automatic multidisc brake	

TRACTION DRIVE AND BRAKES

• Variable displacement motor	• Automotive drive and cruise control:	• Dual circuit brake system Multi-disc
• Power-shift transmission	• Maximum speed.....20 km/h	• Parking brake Multi-disc
• Double-acting brake valve	• Terrain speed.....5 km/h	
• Driving direction pre-selection via switch in joystick	• Crawling speed.....1 km/h	

UNDERCARRIAGE

• 28 tons special excavator axles	• 8 tires (twins) 10.00 - 20	• 4 tires (optional) 710 - 22.5
• Steering axle with automatic oscillating axle locking		

FILL CAPACITIES

• Fuel tank301 liter	• Engine oil.....10 liter	• Hydraulics system350 liter
• Cooling system38 liter	• Hydraulic tank180 liter	• Ad Blue®32 liter

DRIVER'S CAB

• Meets latest safety standards	CONTROL:	CLIMATE CONTROL:
• Extra large entry zone	• Ergonomic joysticks	• Air conditioning equipped as standard
• Spacious leg room	• Slim steering column, height and tilt adjustable	• Very good air distribution through optimally arranged nozzles
• Excellent circumferential visibility	• Indicators, controls and operating switches are clearly arranged	
• Preparation for radio installation with mute function		SOUND LEVELS:
DRIVER'S SEAT:	MONITORING:	• ISO 6396 (LpA) in driver's cab..... 72 dB(A)
• Air-cushioned comfort seat (optional seat heating)	• Operating data display screen	• 2000/14EG (LwA) ambience level..... 97 dB(A)
• Arm rests and lumbar support	• Automatic system for monitoring, warning and storage of data	
• Seat adjustable separately from console		

WORKING EQUIPMENT 180MH

Working equipment

OPERATING WEIGHTS

	LOADING BOOM 6.00 m (C6.6i)		ADJUSTABLE BOOM Main arm 1.87 m (C6.41) Boom 3.10 m (C6.46)
	Stick 4.00 m (D6.14i)	Stick 4.00 m (D6.14iS)	Stick 2.65 m (D6.3)
DB / outriggers	18.8 t	19 t	19 t
4 outriggers	19 t	19.2 t	19.2 t

Operating weight with driver, solid rubber tyres, completely filled implement and 1.3 tons for attachments

EQUIPMENT

BASIC DEVICE ATLAS 180MH

- 180MH material handler with quadruple outrigger support and 2 lifting cylinders (A 5.32i / A 7.32i)
 - 180MH material handler with DB* on rigid axle, double outrigger support on steering axle and 2 lifting cylinders (A5.33i / A7.33i)
 - 180MH with DB on steering axle, double outrigger support on rigid axle and 2 lifting cylinders (A5.3i / A7.35i)
- * DB - Dozer blade

STANDARD EQUIPMENT:

Engine:

- Automatic idle
- Diesel pre-filter
- Engine monitoring

- Radio preparation with mute function

- Ready for electric cooling box

- Different options for storage, compartment for documents

- Seat adjustable separately from console
- Rear view security camera with LCD-colour monitor

- Heat-absorbing glass, tinted windows
- Automotive drive

BOOMS:

- Loading boom with bending cylinder 6.0 m (C 6.6i)
- Adjustable boom consisting of the main arm 1.87 m (C 6.41) with adjustable cylinder and boom 3.095 m (C 6.46) with stick cylinder

Hydraulics

- Grab and grab-rotating function
- Accumulator for emergency lowering of the arm system
- Pipe break protection valves for lifting cylinders
- Max. load-limit control
- Cylinder end-position damping

- Operating data display screen

- Bottle holder

STICKS:

- Stick 2.65 m (D6.3)
- Stick 4.00 m (D6.14)
- Stick for sorting grapple 4.00 m (D6.14iS)

EQUIPMENT:

- Joint bearings in stick and bucket cylinders
- Combined lubricating points for swing bearing and arm equipment

BUCKET TIPPING CYLINDER:

- Bucket tipping cylinder with bucket linkage (F6.1)

Cab:

- Air-conditioning
- Slim steering column, height and tilt adjustable

UNDERCARRIAGE:

- Power-shift transmission
- Wet disc brakes
- Tool box in the undercarriage

ADDITIONAL EQUIPMENT

Engine:

- Refueling pump
- Engine speed adjustment via potentiometer
- Auxiliary heating
- Cold start assistance

Cab:

- Cab protection guard - up / front
- Beacon light
- Heated driver's seat
- GPS/GSM telemetric system for monitoring of operating data, consumption, position
- Radio/CD/MP3, front AUX in, USB
- LED working lights

Undercarriage:

- Wide axles (overall width 2750 mm)
- Wide dozer blade (overall width 2750 mm)
- Solid rubber tyres

Hydraulics:

- Hydr. adaptor kit, switch supports pairwise in front and back
- Hydr. adaptor kit, switch supports individually
- Biodegradable oil

- Lift-cabin - 2.1 m or 2.3 m elevation

Other special equipment: See price list

- Cab elevation 1.20 m/0.6 m

- Pressurized cabine
- Electric cooling box

Equipment:

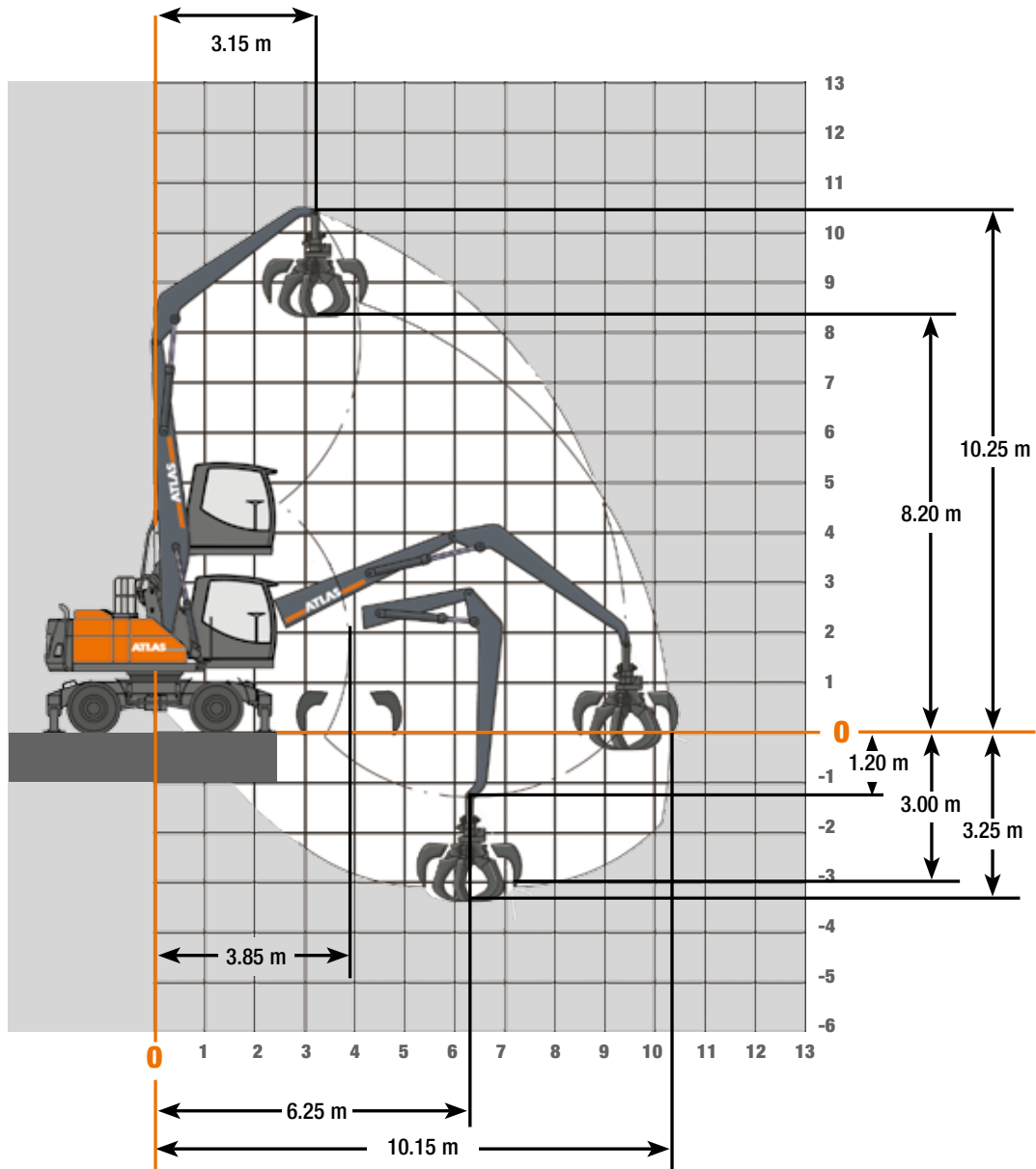
- Automatically controlled and monitored electric central lubrication system

ATTACHMENTS

- Clamshell grab
- Load hook
- Log grab
- Orange peel grab
- Load lifting magnet
- Sorting grapple

WORKING RANGES 180MH

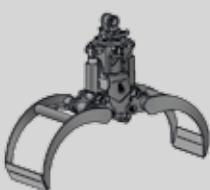
Working ranges Loading boom 6.0 m (C6.6i) + Stick 4.0 m (D6.14i)



Attachments



Load hook



Log grab



Clamshell grab



Orange peel grab





















Load lifting magnet



Sorting grapple

LIFTING CAPACITIES 180MH

Lifting capacities Loading boom 6.0 m (C6.6i) + Stick 4.0 m (D6.14i)

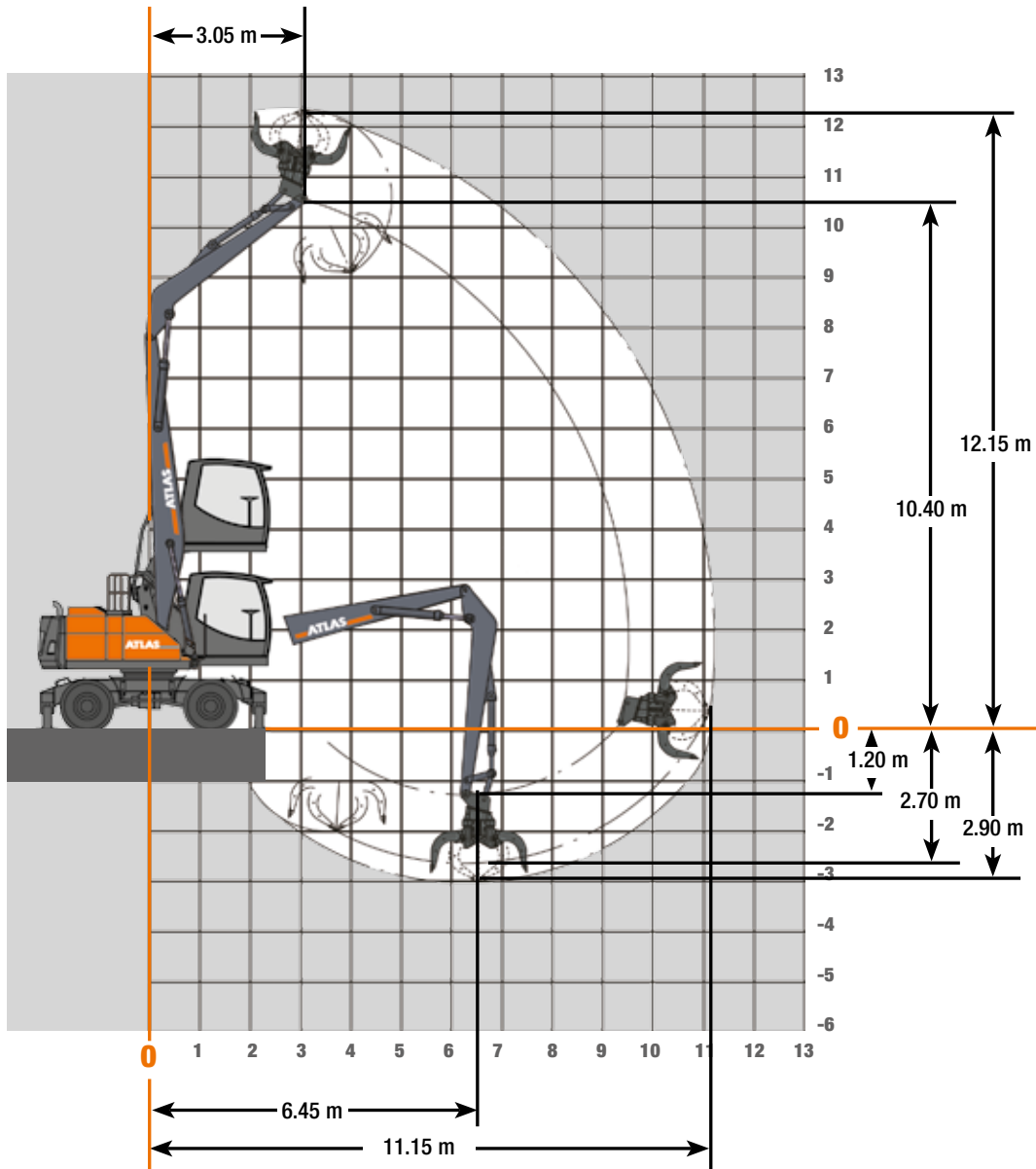
Lifting capacities: Loading boom 6.0 m (C6.6i) with Stick 4.0 m (D6.14i). Max. reach 10.15 m															
HEIGHT	Undercarriage position		3.0 m	3.5 m	4.0 m	4.5 m	5.0 m	5.5 m	6.0 m	6.5 m	7.0 m	7.5 m	8.0 m	8.5 m	9.0 m
+8.0 m	FRONT 	outriggers down			7353	6324	5827	5407	5044	4723					
		outriggers up			7353	6324	5827	5129*	4469*	3933*					
	LATERAL 	outriggers down			7353	6324	5827	5407	5044	4723					
		outriggers up			6092*	5251*	4460*	3843*	3347*	2939*					
+7.0 m	FRONT 	outriggers down			7295	6360	5852	5421	5048	4717	4419	4141			
		outriggers up			7295	6360	5852	5123*	4470*	3941*	3503*	3134*			
	LATERAL 	outriggers down			7295	6360	5852	5421	5048	4717	4419	4141			
		outriggers up			6090*	5236*	4449*	3837*	3348*	2947*	2612*	2327*			
+ 6.0 m	FRONT 	outriggers down			7173	6512	5966	5504	5105	4753	4438	4148	3874		
		outriggers up			7173	6512	5881*	5067*	4427*	3910*	3483*	3124*	2818*		
	LATERAL 	outriggers down			7173	6512	5966	5504	5105	4753	4438	4148	3874		
		outriggers up			6128*	5154*	4382*	3784*	3307*	2917*	2593*	2318*	2081*		
+ 5.0 m	FRONT 	outriggers down	7539	8413	7516	6764	6150	5636	5196	4812	4471	4161	3871	3591	
		outriggers up	7539	8413	7516	6764	5750*	4964*	4345*	3846*	3434*	3088*	2793*	2538*	
	LATERAL 	outriggers down	7539	8413	7516	6764	6150	5636	5196	4812	4471	4161	3871	3591	
		outriggers up	7539	7365*	5991*	5001*	4261*	3687*	3230*	2857*	2546*	2283*	2057*	1860*	
+ 4.0 m	FRONT 	outriggers down	9899	9084	7946	7065	6359	5778	5288	4866	4494	4160	3851	3558	3264
		outriggers up	9899	9084	7871*	6540*	5565*	4820*	4232*	3757*	3364*	3034*	2752*	2510*	2299*
	LATERAL 	outriggers down	9899	9084	7946	7065	6359	5778	5288	4866	4494	4160	3851	3558	3264
		outriggers up	8898*	6977*	5694*	4776*	4088*	3552*	3123*	2772*	2479*	2231*	2018*	1833*	1672*
+ 3.0 m	FRONT 	outriggers down	11450	9620	8299	7297	6508	5867	5332	4875	4476	4118	3792	3482	3173
		outriggers up	11450	9196*	7459*	6243*	5343*	4650*	4100*	3653*	3282*	2969*	2704*	2474*	2274*
	LATERAL 	outriggers down	11450	9620	8299	7297	6508	5867	5332	4875	4476	4118	3792	3482	3173
		outriggers up	8079*	6442*	5320*	4503*	3882*	3393*	2999*	2674*	2401*	2169*	1971*	1799*	1648*
+2.0 m	FRONT 	outriggers down	1339	5367	8292	7283	6477	5816	5264	4792	4378	4007	3665	3338	3011
		outriggers up	1339	5367	7053*	5947*	5121*	4479*	3967*	3549*	3201*	2907*	2655*	2437*	2246*
	LATERAL 	outriggers down	1339	5367	8292	7283	6477	5816	5264	4792	4378	4007	3665	3338	3011
		outriggers up	1339	5367	4952*	4231*	3675*	3233*	2873*	2575*	2324*	2110*	1925*	1763*	1621*
+1.0 m	FRONT 	outriggers down		3077	6471	6884	6167	5555	5027	4567	4157	3783	3433	3094	2746
		outriggers up		3077	6471	5731*	4951*	4345*	3860*	3463*	3132*	2852*	2612*	2403*	2222*
	LATERAL 	outriggers down		3077	6471	6884	6167	5555	5027	4567	4157	3783	3433	3094	2746
		outriggers up		3077	4703*	4032*	3517*	3107*	2772*	2494*	2258*	2057*	1883*	1731*	1597*
0.0 m	FRONT 	outriggers down		3313	5512	6043	5511	5015	4561	4147	3765	3405	3058	2710	2339
		outriggers up		3313	5512	5603*	4840*	4252*	3782*	3399*	3080*	2810*	2579*	2379*	2205*
	LATERAL 	outriggers down		3313	5512	6043	5511	5015	4561	4147	3765	3405	3058	2710	2339
		outriggers up		3313	4573*	3914*	3414*	3019*	2699*	2433*	2208*	2017*	1851*	1707*	1581*

The specified max. loading capacities in kilogrammes (kg) include a stability of 25% or are calculated at 87% of the hydraulic lifting power, as per ISO10567. These values are applicable at the tip of the arm with optimum positioning of the corresponding arm system. Weights of attached load carrying accessories (grab, magnet, load hook, etc.) are not included with the load carrying values. *Value limited due to excavator stability.

All loading capacities are listed with 2.5 m undercarriage width. The undercarriage may be delivered with 2.75 m width as an option.

WORKING RANGES 180MH

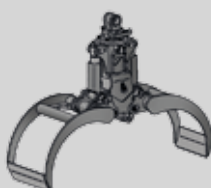
Working ranges Loading boom 6.0 m (C6.6i) + Stick 4.0 m (D6.14iS)



Attachments



Load hook



Log grab



Clamshell grab



Orange peel grab





















Load lifting magnet



Sorting grapple

LIFTING CAPACITIES 180MH

Lifting capacities Loading boom 6.0 m (C6.6i) + Stick 4.0 m (D6.14iS)

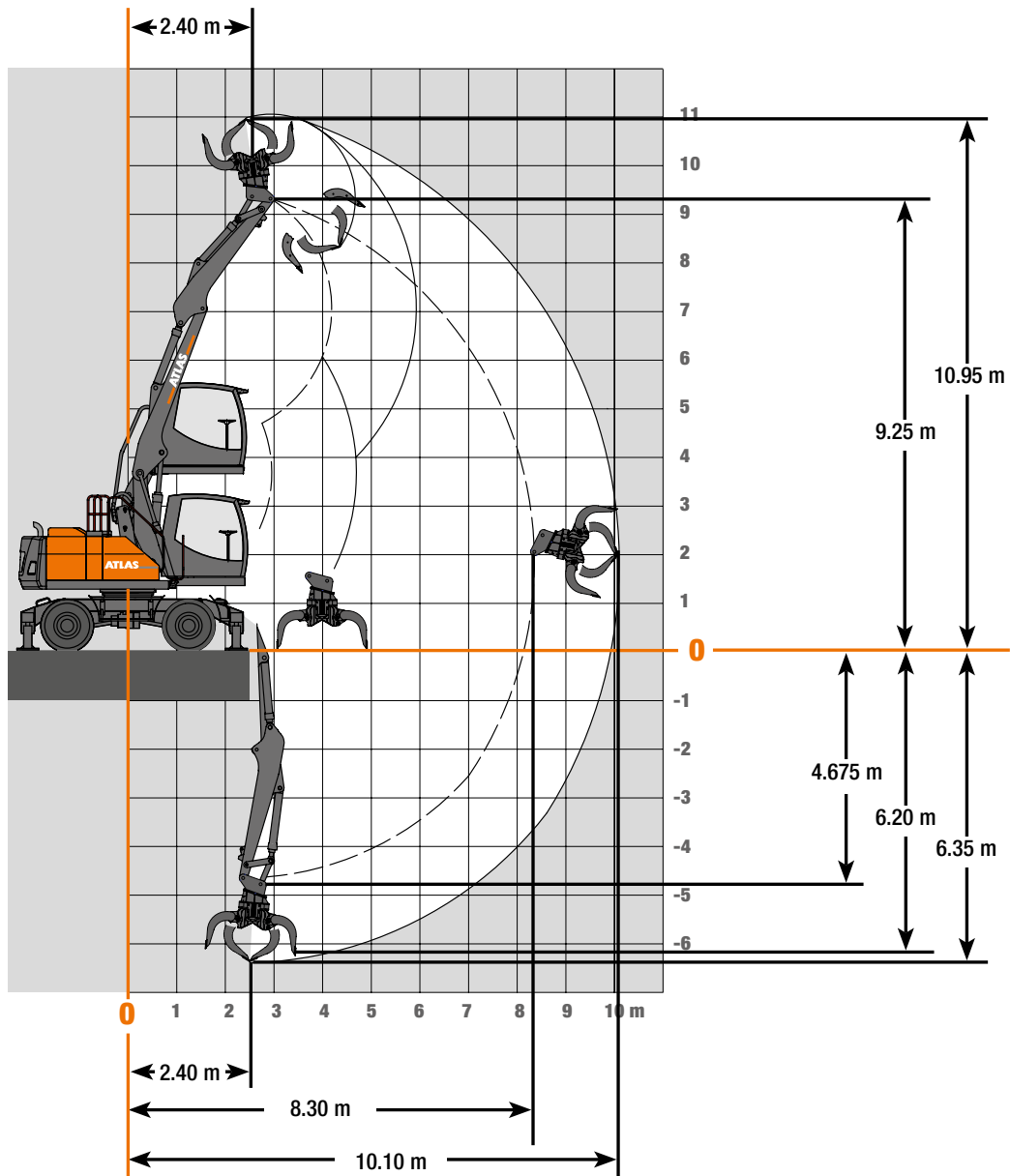
Lifting capacities: Loading boom 6.0 m (C6.6i) with Stick 4.0 m (D6.14iS) Max. reach 11.05 m															
HEIGHT	Undercarriage position		3.0 m	3.5 m	4.0 m	4.5 m	5.0 m	5.5 m	6.0 m	6.5 m	7.0 m	7.5 m	8.0 m	8.5 m	9.0 m
+8.0 m	FRONT 	outriggers down			7353	6324	5827	5407	5044	4723					
		outriggers up			7353	6324	5827	5130*	4469*	3933*					
	LATERAL 	outriggers down			7353	6324	5827	5407	5044	4723					
		outriggers up			6092*	5251*	4460*	3843*	3347*	2939*					
+7.0 m	FRONT 	outriggers down			7295	6359	5851	5420	5047	4717	4418	4141			
		outriggers up			7295	6359	5851	5123*	4469*	3941*	3503*	3134*			
	LATERAL 	outriggers down			7295	6359	5851	5420	5047	4717	4418	4141			
		outriggers up			6091*	5235*	4448*	3836*	3347*	2947*	2612*	2327*			
+ 6.0 m	FRONT 	outriggers down			7171	6510	5965	5503	5104	4753	4437	4147	3873		
		outriggers up			7171	6510	5880*	5066*	4426*	3909*	3482*	3124*	2817*		
	LATERAL 	outriggers down			7171	6510	5965	5503	5104	4753	4437	4147	3873		
		outriggers up			6130*	5153*	4381*	3783*	3306*	2917*	2592*	2317*	2080*		
+ 5.0 m	FRONT 	outriggers down	8175	8460	7513	6762	6148	5634	5194	4811	4470	4160	3871	3591	
		outriggers up	8175	8460	7513	6762	5749*	4962*	4344*	3845*	3433*	3087*	2793*	2537*	
	LATERAL 	outriggers down	8175	8460	7513	6762	6148	5634	5194	4811	4470	4160	3871	3591	
		outriggers up	8175	7368*	5988*	4999*	4259*	3686*	3229*	2856*	2545*	2282*	2057*	1860*	
+ 4.0 m	FRONT 	outriggers down	10614	9080	7943	7062	6357	5776	5287	4865	4493	4159	3850	3557	3263
		outriggers up	10614	9080	7867*	6537*	5562*	4818*	4231*	3756*	3363*	3033*	2751*	2509*	2299*
	LATERAL 	outriggers down	10614	9080	7943	7062	6357	5776	5287	4865	4493	4159	3850	3557	3263
		outriggers up	8893*	6973*	5691*	4774*	4086*	3550*	3122*	2771*	2478*	2230*	2017*	1832*	1672*
+ 3.0 m	FRONT 	outriggers down	11445	9616	8295	7294	6505	5865	5330	4873	4474	4117	3791	3481	3172
		outriggers up	11445	9191*	7455*	6239*	5340*	4648*	4098*	3651*	3280*	2968*	2703*	2474*	2273*
	LATERAL 	outriggers down	11445	9616	8295	7294	6505	5865	5330	4873	4474	4117	3791	3481	3172
		outriggers up	8074*	6438*	5316*	4500*	3879*	3391*	2997*	2672*	2399*	2168*	1970*	1798*	1647*
+2.0 m	FRONT 	outriggers down		6426	8289	7280	6474	5814	5262	4790	4377	4006	3664	3337	3010
		outriggers up		6426	7049*	5944*	5118*	4477*	3965*	3547*	3200*	2906*	2654*	2436*	2245*
	LATERAL 	outriggers down		6426	8289	7280	6474	5814	5262	4790	4377	4006	3664	3337	3010
		outriggers up		5919*	4948*	4228*	3672*	3230*	2871*	2573*	2323*	2108*	1923*	1762*	1620*
+1.0 m	FRONT 	outriggers down		3662	7213	6881	6164	5552	5025	4565	4155	3781	3432	3093	2745
		outriggers up		3662	6775*	5728*	4948*	4342*	3858*	3461*	3131*	2851*	2610*	2402*	2221*
	LATERAL 	outriggers down		3662	7213	6881	6164	5552	5025	4565	4155	3781	3432	3093	2745
		outriggers up		3662	4699*	4029*	3514*	3104*	2770*	2492*	2257*	2056*	1881*	1730*	1596*
0.0 m	FRONT 	outriggers down		3758	6011	6040	5508	5012	4559	4145	3763	3404	3057	2709	2338
		outriggers up		3758	6011	5600*	4838*	4249*	3780*	3397*	3078*	2808*	2577*	2377*	2204*
	LATERAL 	outriggers down		3758	6011	6040	5508	5012	4559	4145	3763	3404	3057	2709	2338
		outriggers up		3758	4570*	3912*	3411*	3017*	2696*	2431*	2207*	2015*	1850*	1706*	1580*

The specified max. loading capacities in kilogrammes (kg) include a stability of 25% or are calculated at 87% of the hydraulic lifting power, as per ISO10567. These values are applicable at the tip of the arm with optimum positioning of the corresponding arm system. Weights of attached load carrying accessories (grab, magnet, load hook, etc.) are not included with the load carrying values. *Value limited due to excavator stability.

All loading capacities are listed with 2.5 m undercarriage width. The undercarriage may be delivered with 2.75 m width as an option.

WORKING RANGES 180MH

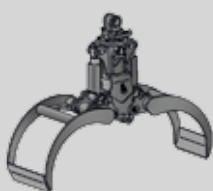
Working ranges Adjustable Boom, Base Arm 1.95 m (C6.41) and Boom 3.62 m (C6.461) + Stick 2.65 m (D6.3)



Attachments



Load hook



Log grab




Clamshell grab



Orange peel grab





















Load lifting magnet



Sorting grapple

LIFTING CAPACITIES 180MH

Lifting capacities Adjustable Boom, Base Arm 1.95 m (C6.41) and Boom 3.62 m (C6.461) + Stick 2.65 m (D6.3), Max. reach 9.73 m

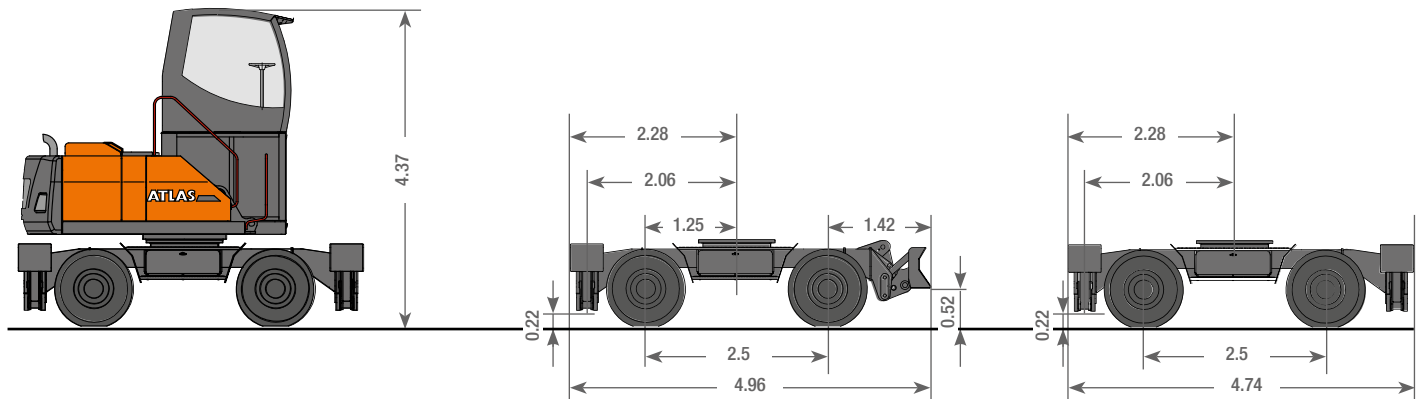
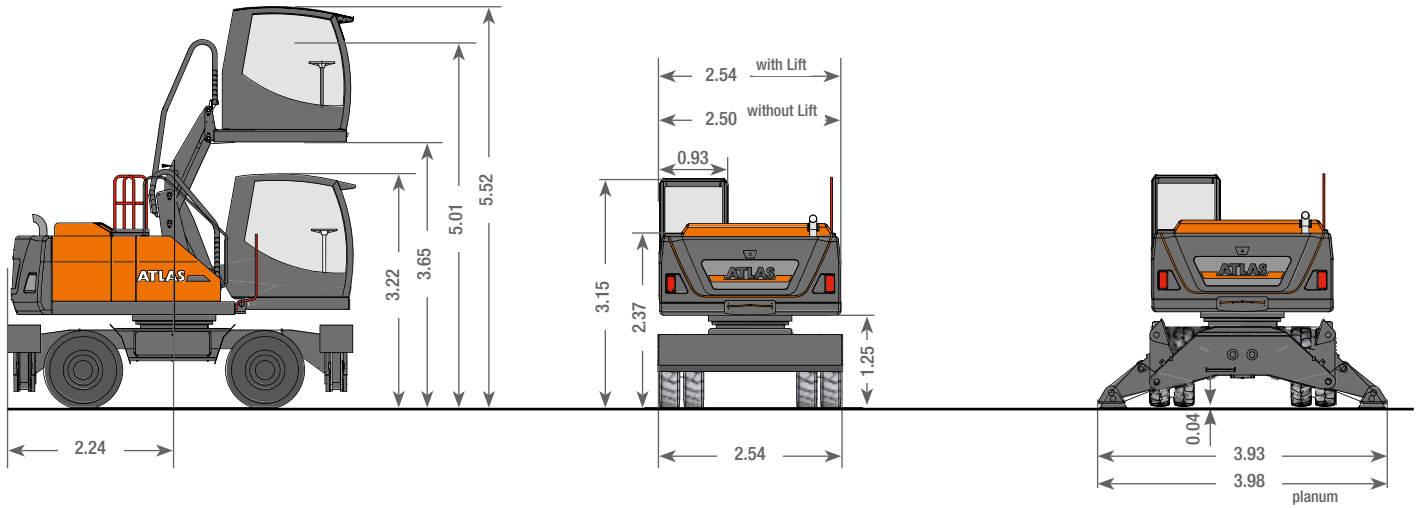
Lifting capacities: Base Arm 1.95 m (C6.41) and Boom 3.62 m (C6.461) + Stick 2.65 m (D6.3), Max. Reach 9.73 m													
HEIGHT	Undercarriage position		3,0 m	3,5 m	4,0 m	4,5 m	5,0 m	5,5 m	6,0 m	6,5 m	7,0 m	7,5 m	8,0 m
+7.0 m	FRONT 	outriggers down				4715	4699	4509	3810				
		outriggers up				4715	4699	4509	3810				
	LATERAL 	outriggers down				4715	4699	4509	3810				
		outriggers up				4715	4252*	3644*	3109*				
+ 6.0 m	FRONT 	outriggers down			4434	4691	4782	4781	4596	4210			
		outriggers up			4434	4691	4782	4781	4248*	3721*			
	LATERAL 	outriggers down			4434	4691	4782	4781	4596	4210			
		outriggers up			4434	4691	4247*	3698*	3224*	2779*			
+ 5.0 m	FRONT 	outriggers down		4608	4949	5131	5162	4963	4674	4398	4197	2659	
		outriggers up		4608	4949	5131	5162	4772*	4223	3772*	3310*	2659	
	LATERAL 	outriggers down		4608	4949	5131	5162	4963	4674	4398	4197	2659	
		outriggers up		4608	4949	4860*	4195*	3668*	3245*	2839*	2461*	2131*	
+ 4.0 m	FRONT 	outriggers down	8244	7784	6854	6159	5618	5184	4827	4499	4248	4015	
		outriggers up	8244	7784	6854	6159	5363*	4704	4179*	3749*	3330*	2934*	
	LATERAL 	outriggers down	8244	7784	6854	6159	5618	5184	4827	4499	4248	4015	
		outriggers up	8244	6740*	5596*	4757*	4119*	3620*	3220*	2856*	2483*	2163*	
+ 3.0 m	FRONT 	outriggers down	8155	8092	7515	6628	5957	5428	4996	4622	4322	4056	3274
		outriggers up	8155	8092	7515	6079*	5267*	4638	4133	3724*	3318*	2931*	2598*
	LATERAL 	outriggers down	8155	8092	7515	6628	5957	5428	4996	4622	4322	4056	3274
		outriggers up	8071*	6528*	5454*	4657*	4047*	3571*	3191*	2843*	2473*	2159*	1891*
+2.0 m	FRONT 	outriggers down	8839	8602	7963	6973	6215	5618	5132	4727	4373	4062	3752
		outriggers up	8839	8473*	7021*	5979*	5195*	4586*	4102	3716*	3279*	2901*	2581*
	LATERAL 	outriggers down	8839	8602	7963	6973	6215	5618	5132	4727	4373	4062	3752
		outriggers up	7900*	6398*	5353*	4584*	3998*	3539*	3181*	2798*	2433*	2128*	1875*
+1.0 m	FRONT 	outriggers down	9371	8837	8009	7047	6287	5671	5160	4730	4365	4057	3639
		outriggers up	9371	8430	6977*	5941*	5171*	4574*	4110	3657*	3218*	2853*	2554*
	LATERAL 	outriggers down	9371	8837	8009	7047	6287	5671	5160	4730	4365	4057	3639
		outriggers up	7861*	6346*	5316	4565*	3987*	3498*	3092*	2717*	2368*	2081*	1848*
0.0 m	FRONT 	outriggers down	10323	9260	8016	7039	6274	5658	5152	4731	4384	4018	
		outriggers up	10323	8472	7003*	5966*	5198*	4601*	4069*	3559*	3141*	2799*	
	LATERAL 	outriggers down	10323	9260	8016	7039	6274	5658	5152	4731	4384	4018	
		outriggers up	7723*	6212*	5180*	4424*	3843*	3380*	2999*	2615*	2292*	2029*	
-1.0 m	FRONT 	outriggers down	11166	9393	8080	7089	6316	5699	5200	4809	4324	3506	
		outriggers up	10841*	8586*	7066*	5960*	5140*	4504*	3934*	3455*	3071*	2764*	
	LATERAL 	outriggers down	11166	9393	8080	7089	6316	5699	5200	4809	4324	3506	
		outriggers up	7493*	6014*	5012*	4285*	3730*	3289*	2872*	2513*	2225*	1996*	

The specified max. loading capacities in kilogrammes (kg) include a stability of 25% or are calculated at 87% of the hydraulic lifting power, as per ISO10567. These values are applicable at the tip of the arm with optimum positioning of the corresponding arm system. Weights of attached load carrying accessories (grab, magnet, load hook, etc.) are not included with the load carrying values. *Value limited due to excavator stability.

All loading capacities are listed with 2.5 m undercarriage width. The undercarriage may be delivered with 2.75 m width as an option.

DIMENSIONS 180MH

Dimensions



Undercarriage with combination support
(support dozer blade and two outriggers)

Undercarriage with 4 outriggers

GANDERKESEE FACTORY

Atlas GmbH
Atlasstraße 6
D-27777 Ganderkesee,
Germany

Tel.: +49 (0) 4222 954 0
Fax: +49 (0) 4222 954 220
E-mail: info@atlasgmbh.com
www.atlasgmbh.com



VECHTA FACTORY

Atlas GmbH
Theodor-Heuss-Str. 3
D-49377 Vechta
Germany

T: +49 (0) 4441 954 0
F: +49 (0) 4441 954 299
E-mail: info@atlasgmbh.com
www.atlasgmbh.com



DELMENHORST FACTORY

Atlas GmbH
Stedinger Straße 324
D-27751 Delmenhorst
Germany

T: +49 (0) 4221 49 10
F: +49 (0) 4221 49 14 43
E-mail: info@atlasgmbh.com
www.atlasgmbh.com

ATLAS CRANES UK LTD NATIONAL SALES & SERVICE FACILITY

Wharfedale Road,
Euroway Trading Est.
Bradford, England BD4 6SL
United Kingdom

T: +44 8444 99 66 88
F: +44 1274 65 37 85
E-mail: atlasuk@atlasgmbh.com
www.atlas-cranes.co.uk
www.atlasgmbh.com





SINCE 1919
ATLAS



www.atlasgmbh.com

ATLAS GmbH

EXCAVATOR

Atlasstraße 6

D-27777 Ganderkesee, Germany

T: +49 (0) 4222 954 0

Fax: +49 (0) 4222 954 220

info@atlasgmbh.com