

100
ATLAS 1919 - 2019

ATLAS
SINCE 1919

-  40 - 41 t
-  180 kW (245 HP)
-  13.5 - 18.1 m

**FAST.
RELIABLE.
VERSATILE.**



MATERIAL HANDLING MACHINE 400MH

WWW.ATLASGMBH.COM

TECHNICAL SPECIFICATION 400MH

Technical Specification

ENGINE	HYDRAULIC SYSTEM	TRACTION DRIVE AND BRAKES
Power according to ISO 14396 180 kW (245 HP)	• AWE 4 System (Load Sensing)	• Variable displacement motor
RPM 1900/min	• Load-limit-controlled high-perform. piston pumps	• 2-gear transmission
Make.....Deutz TCD 6.1 L6 EU Stage V	• Fuel-efficient required power regulation	• Double-acting brake valve
Design.....Turbocharger / intercooler	• Primary and secondary protection against overload	• Driving direction pre-selection via lever at steering-wheel
Cylinder capacity.....6000 cm ³	• Suction valves for all work functions	• Maximum speed.....16 km/h
Number of cylinders.....6	• Load-retaining and fine-drop valve in lifting circuit	• Terrain speed.....5 km/h
Borehole/lift.....101 / 126	• Pipe-break protection valves for lifting cylinders	• Crawling speed.....1 km/h
Cooling system.....Water-cooled	• Grab and grab-rotating function	• All-wheel drive
Air filter.....Dry air filter	• 2 additional circuits for add. consumer loads possible	• Dual circuit brake system.....Drum
Battery.....2 x 12 V / 100 Ah	• Temperature-controlled fan for cooler	• Parking brake.....Spring-loaded brake
Alternator.....24 V / 55 Ah	• Max. oil flow640 l/min	
Starter.....24 V / 4.8 kW	• Max. operating pressure320 bar	

SWING ASSEMBLY	UNDERCARRIAGE	FILL CAPACITIES
• Swing motor: Axial piston motor with priority valve	• 70 t special excavator axles	• Fuel tank 425 Liter
• Swing gear: Planetary transmission	• Steering axle with auto. oscillating axle blocking	• Cooling system.....48 Liter
• Swing brakes: Multidisc brake via pedal	• 8 rubber tyres12.00 - 24 Superelastic	• Engine oil.....15.5 Liter
• Max. swing speed8.5/min		• AdBlue [®] tank 32 Liter
• Swing torque.....93.4 kNm		• Hydraulic tank.....505 Liter
		• Hydraulics system.....970 Liter

DRIVER'S CAB		
• Meets latest safety standards	DRIVER'S SEAT:	CLIMATE CONTROL:
• Extra-wide entrance	• Air-cushioned comfort seat (optional seat heating)	• Climatronic standard in all models
• Spacious leg room	• Arm rests and lumbar support	• Very good air distribution
• Excellent circumferential visibility	• Seat adjustable separately from console	
• Preparation for radio installation		SOUND LEVELS:
	CONTROL:	• ISO 6396 (LpA) in driver's cab.....70 dB(A)
	• Ergonomic Joysticks	• 2000/14EG (LwA) based on ambience level.....103 dB(A)
	• Slim steering column, height and tilt adjustable	
	• Clear and concise arrangement of control switches	















EQUIPMENT		
• Loading boom 10.60 m (C84.7i)	Hydraulics:	Cab:
• Stick 6.90 m (D84.16i)	• Grab and grab-rotating function	• Air conditioning
• Stick 7.70 m (D84.17i)	• Accumulator for emergency lowering of the arm system	• Preparation for radio installation
STANDARD EQUIPMENT:	• Pipe break protection valves for lifting cylinders	• Slim steering column, height and tilt adjustable
Engine:	• Overload warning device	• Seat adjustable separately from console
• Automatic idle	• Cylinder end-position damping	
• Diesel pre-filter		EQUIPMENT:
• Engine monitoring	UNDERCARRIAGE:	• Combined lubricating points for swing bearing and arm equipment
	• Drum brakes	















ATTACHMENTS		
• Clamshell grab	• Load hook	• Log grab
• Orange peel grab	• Load lifting magnet	

ADDITIONAL EQUIPMENT		
Engine:	Equipment:	• Lift-Cab (elevation up to 2.5, 2.7 and 2.7+0.6 m)
• Refueling pump	• Electric central lubrication system	• Cab elevation 0.60 m / 1.20 m / 1.50 m
• Auxiliary heating		• Vario cab can be elevated 2 m high and 2 m forwards
• Cold startup assistance	Cab:	• LED working lights
	• Sliding door + Gangway	
Hydraulics:	• Cab protection guard	Undercarriage:
• Hydraulic kit, to operate front and rear supports separately	• Beacon light	• Solid rubber tyres (standard)
• Hydraulic kit, to operate supports per axle separately	• Heated driver's seat	• Tool box in the undercarriage
• Bio oil	• Radio CD/MP3, front AUX in, USB	Other special equipment: See price list

LIFTING CAPACITIES 400MH

Lifting capacities Loading boom 10.60 m (C84.7i)

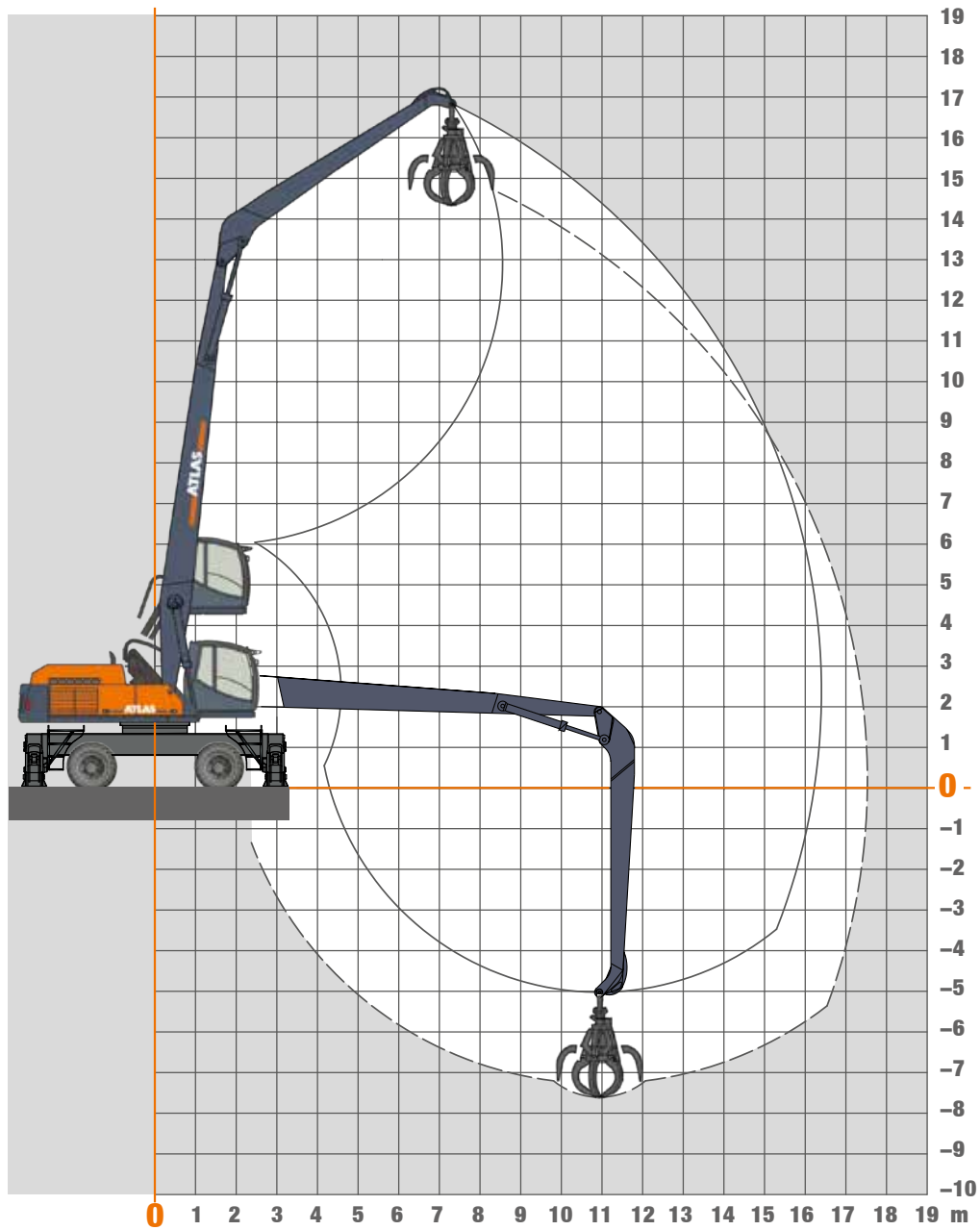
Lifting Capacities Loading boom 10.60 m (C84.7i) with stick 6.90 m (D84.16i). Max. reach 17.50 m															
HEIGHT		4.0 m		6.0 m		8.0 m		10.0 m		12.0 m		14.0 m		16.0m	
															
15.0 m	outriggers down							5.1	5.1						
	outriggers up							5.1	4.8*						
13.5 m	outriggers down							5.0	5.0	4.4	4.4				
	outriggers up							5.0	4.9*	4.4	3.5*				
12.0 m	outriggers down							5.0	5.0	4.4	4.4				
	outriggers up							5.0	4.9*	4.4	3.5*				
19.5 m	outriggers down							5.1	5.1	4.4	4.4	3.9	3.9		
	outriggers up							5.1	4.8*	4.4	3.5*	3.4*	2.6*		
9.0 m	outriggers down							5.2	5.2	4.4	4.4	3.9	3.9		
	outriggers up							5.2	4.7*	4.4*	3.4*	3.4*	2.6*		
7.5 m	outriggers down					6.6	6.6	5.4	5.4	4.5	4.5	3.9	3.9		
	outriggers up					6.6	6.4*	5.3*	5.4	4.9	3.9*	3.8*	2.9*		
6.0 m	outriggers down	14.2	14.2	9.3	9.3	6.9	6.9	5.6	5.6	4.6	4.6	4.0	4.0	3.4	3.4
	outriggers up	14.2	14.2	9.3	9.1*	6.9	6.0*	5.5*	4.3*	4.2*	3.2*	3.2*	2.4*	2.5*	1.9*
4.5 m	outriggers down			10.0	10.0	7.3	7.3	5.7	5.7	4.7	4.7	4.0	4.0	3.4	3.4
	outriggers up			10.0	8.1*	7.2*	5.5*	5.2*	4.0*	4.0*	3.0*	3.1*	2.3*	2.5*	1.8*
3.0 m	outriggers down			5.3	5.3	7.5	7.5	5.9	5.9	4.8	4.8	4.0	4.0	3.3	3.3
	outriggers up			5.3	5.3	6.7*	5.1*	5.0*	3.7*	3.8*	2.9*	3.0*	2.2*	2.4*	1.8*

Lifting Capacities Loading boom 10.60 m (C84.7i) with stick 7.70 m (D84.17i). Max. reach 18.06 m															
HEIGHT		5.5 m		7.5 m		9.5 m		11.5 m		13.5 m		15.5 m		16.5 m	
															
15.0 m	outriggers down					5.0	5.0								
	outriggers up					5.0	5.0								
12.0 m	outriggers down					5.0	5.0	4.4	4.4	3.9	3.9				
	outriggers up					5.0	5.0	4.4	4.0*	3.8*	3.0*				
9.0 m	outriggers down					5.2	5.2	4.5	4.5	4.0	4.0	3.5	3.5		
	outriggers up					5.2	5.2	4.5	3.9*	3.7*	2.9*	2.9*	2.2*		
6.0 m	outriggers down			7.1	7.1	5.7	5.7	4.8	4.8	4.1	4.1	3.6	3.6	3.3	3.3
	outriggers up			7.1	7.0*	5.7	4.9*	4.6*	3.6*	3.5*	2.7*	2.8*	2.1*	2.5*	1.8*
4.5 m	outriggers down			7.6	7.6	6.0	6.0	4.9	4.9	4.2	4.2	3.6	3.6	3.3	3.3
	outriggers up			7.6	6.4*	5.9*	4.6*	4.4*	3.4*	3.4*	2.6*	2.7*	2.0*	2.4*	1.8*
3.0 m	outriggers down	5.2	5.2	8.1	8.1	6.2	6.2	5.0	5.0	4.2	4.2	3.6	3.6	3.3	3.3
	outriggers up	5.2	5.2	7.7*	5.8*	5.6*	4.2*	4.2*	3.2*	3.3*	2.5*	2.6*	2.0*	2.4*	1.7*
1.5 m	outriggers down	2.1	2.1	8.3	8.3	6.3	6.3	5.1	5.1	4.2	4.2	3.5	3.5	3.2	3.2
	outriggers up	2.1	2.1	7.2*	5.4*	5.3*	4.0*	4.0*	3.0*	3.2*	2.4*	2.6*	1.9*	2.3*	1.7*
0 m	outriggers down	2.0	2.0	8.3	8.3	6.4	6.4	5.1	5.1	4.2	4.2	3.5	3.5	3.1	3.1
	outriggers up	2.0	2.0	6.8*	5.0*	5.0*	3.7*	3.9*	2.9*	3.1*	2.3*	2.5*	1.8*	2.3*	1.7*
-1.5 m	outriggers down			7.3	7.3	6.2	6.2	5.0	5.0	4.1	4.1	3.3	3.3		
	outriggers up			6.6*	4.8*	4.8*	3.5*	3.8*	2.8*	3.0*	2.2*	2.5*	1.8*		
-3.0 m	outriggers down			7.1	7.1	5.9	5.9	4.8	4.8	3.9	3.9	3.1	3.1		
	outriggers up			6.5*	4.7*	4.7*	3.4*	3.7*	2.7*	3.0*	2.2*	2.4*	1.8*		
-4.5 m	outriggers down			6.8	6.8	5.5	5.5	4.4	4.4	3.5	3.5				
	outriggers up			6.4*	4.6*	4.7*	3.4*	3.6*	2.6*	2.9*	2.1*				

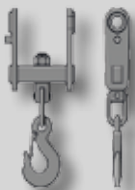
The specified max. loading capacities in tons (t) include a stability of 25% or are calculated at 87% of the hydraulic lifting power, as per ISO10567. These values are applicable at the tip of the arm with optimum positioning of the corresponding arm system. Weights of attached load carrying accessories (grab, magnet, load hook, etc.) are not included with the load carrying values.
*Value limited due to excavator stability.

WORKING RANGES 400MH

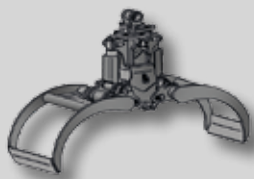
Working ranges Loading boom 10.60 m (C84.7i) and stick 6.90 m (D84.16i)




Attachments



Load hook



Log grab



Clamshell grab



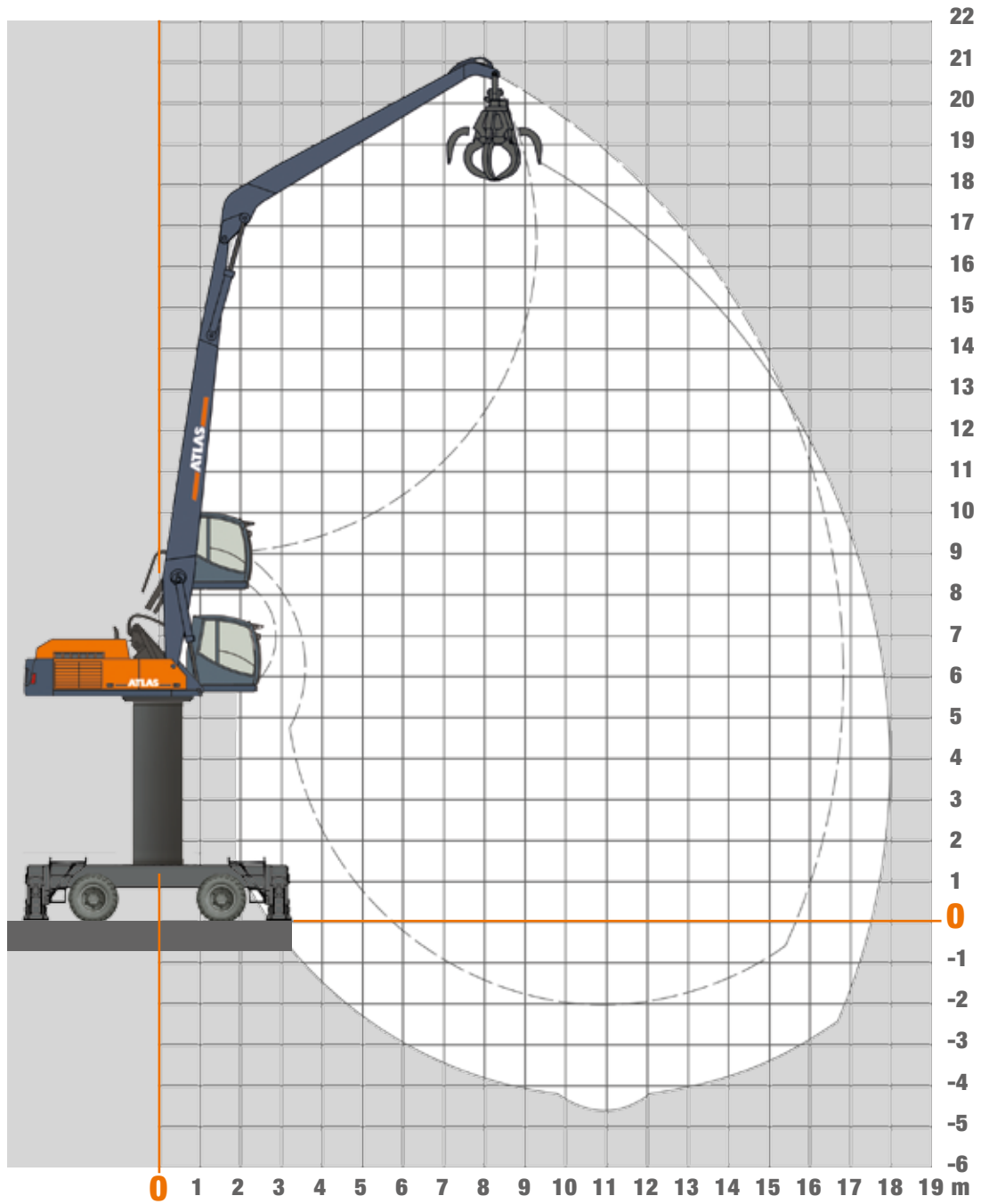
Orange peel grab




Load lifting magnet

WORKING RANGES 400MH

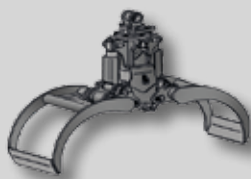
Working ranges Loading boom 10.60 m (C84.7i) and stick 7.70 m (D84.17i), pylon 4.0 m



Attachments



Load hook



Log grab



Clamshell grab



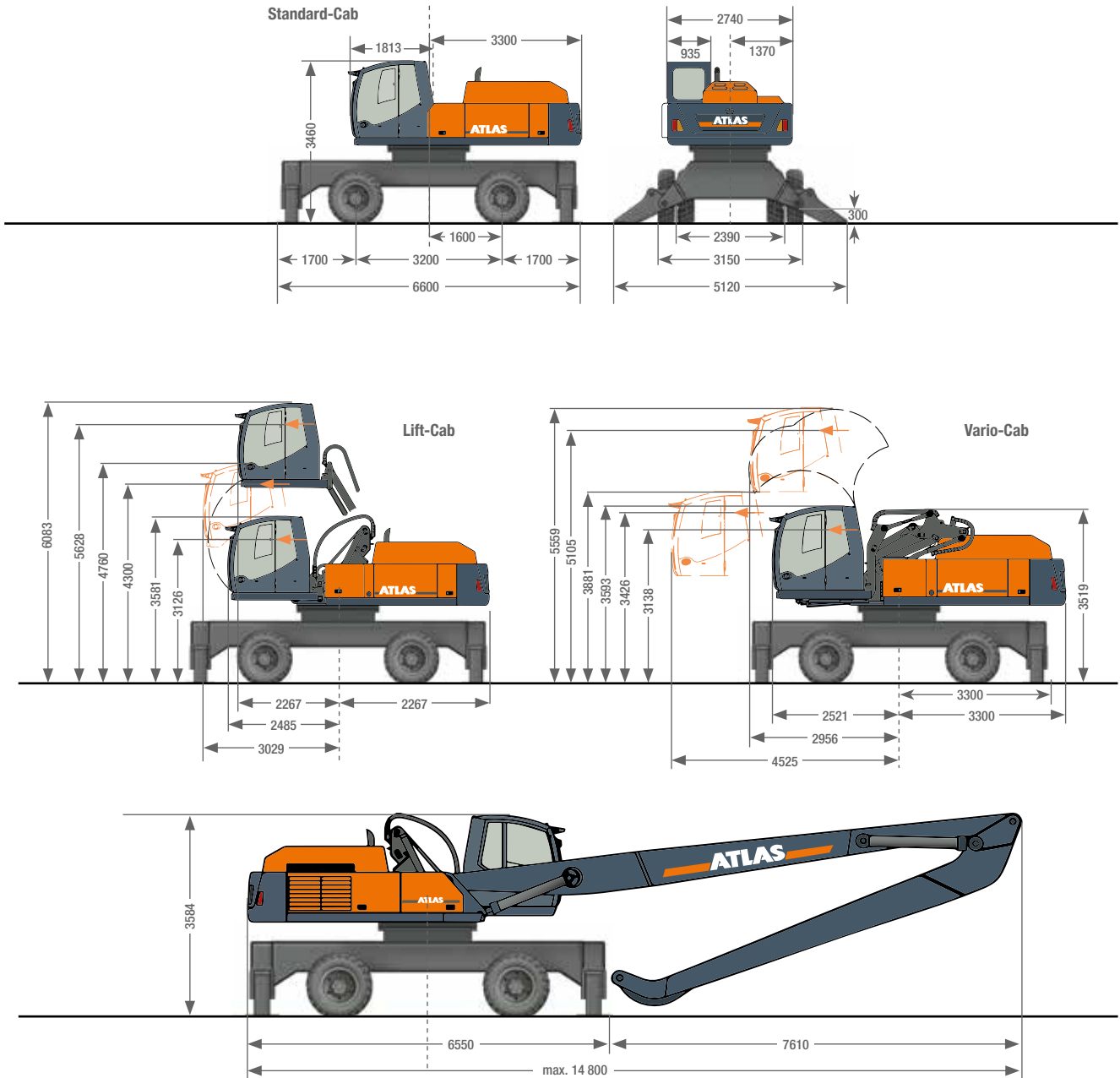
Orange peel grab



Load lifting magnet

DIMENSION 400MH

Dimensions



Further cabin versions on demand

GANDERKESEE FACTORY

Atlas GmbH
Atlasstraße 6
D-27777 Ganderkesee,
Germany

Tel.: +49 (0) 4222 954 0
Fax: +49 (0) 4222 954 220
E-mail: info@atlasgmbh.com
www.atlasgmbh.com



VECHTA FACTORY

Atlas GmbH
Theodor-Heuss-Str. 3
D-49377 Vechta
Germany

T: +49 (0) 4441 954 0
F: +49 (0) 4441 954 299
E-mail: info@atlasgmbh.com
www.atlasgmbh.com



DELMENHORST FACTORY

Atlas GmbH
Stedinger Straße 324
D-27751 Delmenhorst
Germany

T: +49 (0) 4221 49 10
F: +49 (0) 4221 49 14 43
E-mail: info@atlasgmbh.com
www.atlasgmbh.com

ATLAS CRANES UK LTD NATIONAL SALES & SERVICE FACILITY

Wharfedale Road,
Euroway Trading Est.
Bradford, England BD4 6SL
United Kingdom

T: +44 8444 99 66 88
F: +44 1274 65 37 85
E-mail: atlasuk@atlasgmbh.com
www.atlas-cranes.co.uk
www.atlasgmbh.com





SINCE 1919
ATLAS



www.atlasgmbh.com

ATLAS GmbH

EXCAVATORS

Atlasstraße 6

D-27777 Ganderkesee, Germany

T: +49 (0) 4222 954 0

Fax: +49 (0) 4222 954 220

info@atlasgmbh.com